

RECORDS Month-By-Month


| | Jan | Feb | Mar | Apr | May | Jun | Total |
|--------------|-------------|----------------|------------------|----------------|----------------|--------------|--------------------|
| 1959 | 0-0 | 0-0 | 14-7 | 12-10 | 2-1 | 0-0 | 28-18 |
| 1960 | 0-0 | 0-0 | 14-4 | 15-7 | 3-2 | 0-0 | 32-13 |
| 1961 | 0-0 | 0-0 | 21-1 | 13-9 | 2-3 | 0-0 | 36-13 |
| 1962 | 0-0 | 0-0 | 15-5 | 8-12 | 4-1 | 0-0 | 27-18 |
| 1963 | 0-0 | 0-0 | 18-3 | 12-8 | 4-2 | 0-0 | 34-13 |
| 1964 | 0-0 | 0-0 | 18-2 | 14-2 | 9-1 | 3-2 | 44-7 |
| 1965 | 0-0 | 3-0 | 17-2 | 16-3 | 10-2 | 8-1 | 54-8 |
| 1966 | 0-0 | 2-1 | 15-5 | 19-3 | 5-2 | 0-0 | 41-11 |
| 1967 | 0-0 | 3-0 | 18-3 | 13-5 | 12-2 | 7-2 | 53-12 |
| 1968 | 0-0 | 2-1 | 17-2 | 12-8 | 8-3 | 0-0 | 39-14 |
| 1969 | 0-0 | 1-1 | 22-5 | 16-2 | 12-2 | 5-1 | 56-11 |
| 1970 | 0-0 | 1-2 | 13-8 | 13-6 | 3-6 | 0-0 | 30-22 |
| 1971 | 0-0 | 3-0 | 23-6 | 13-3 | 11-4 | 0-0 | 50-13 |
| 1972 | 0-0 | 5-0 | 24-3 | 18-0 | 11-1 | 6-2 | 64-6 |
| 1973 | 0-0 | 8-1 | 22-4 | 17-0 | 7-1 | 5-2 | 59-8 |
| 1974 | 0-0 | 7-4 | 18-9 | 11-7 | 3-4 | 0-0 | 39-24 |
| 1975 | 0-0 | 14-2 | 19-4 | 15-2 | 10-3 | 3-2 | 61-13 |
| 1976 | 0-0 | 9-1 | 24-6 | 10-1 | 19-0 | 3-2 | 65-10 |
| 1977 | 0-0 | 11-1 | 19-7 | 10-3 | 12-0 | 5-1 | 57-12 |
| 1978 | 0-0 | 15-1 | 13-3 | 13-3 | 12-3 | 3-2 | 56-12 |
| 1979 | 0-0 | 15-6 | 9-10 | 7-10 | 1-5 | 0-0 | 32-31 |
| 1980 | 0-0 | 17-5 | 13-5 | 5-11 | 3-4 | 0-0 | 38-25 |
| 1981 | 0-0 | 15-3 | 15-4 | 14-2 | 7-3 | 4-1 | 55-13 |
| 1982 | 0-0 | 20-3 | 12-4 | 16-2 | 10-6 | 0-0 | 58-15 |
| 1983 | 1-0 | 17-3 | 6-9 | 10-4 | 8-6 | 2-2 | 44-24 |
| 1984 | 0-0 | 16-4 | 13-6 | 14-4 | 10-4 | 2-2 | 55-20 |
| 1985 | 1-0 | 7-14 | 13-11 | 7-7 | 3-3 | 0-0 | 31-35 |
| 1986 | 1-0 | 15-6 | 9-9 | 9-7 | 0-6 | 0-0 | 34-28 |
| 1987 | 1-0 | 7-9 | 10-8 | 13-5 | 9-3 | 0-2 | 40-27 |
| 1988 | 5-0 | 15-5 | 13-3 | 14-1 | 9-2 | 4-2 | 60-13 |
| 1989 | 3-0 | 11-5 | 14-5 | 12-4 | 2-5 | 0-0 | 42-19 |
| 1990 | 6-1 | 10-6 | 13-3 | 13-3 | 10-3 | 0-0 | 52-16 |
| 1991 | 3-1 | 9-8 | 9-10 | 7-8 | 7-0 | 0-0 | 35-27 |
| 1992 | 0-0 | 11-4 | 11-7 | 8-7 | 2-6 | 0-0 | 32-24 |
| 1993 | 3-1 | 13-3 | 10-8 | 13-4 | 7-2 | 0-2 | 46-20 |
| 1994 | 3-0 | 8-7 | 14-3 | 12-4 | 6-2 | 2-2 | 45-18 |
| 1995 | 3-0 | 13-4 | 9-5 | 9-9 | 0-3 | 0-0 | 34-21 |
| 1996 | 0-0 | 12-3 | 10-10 | 10-7 | 3-1 | 0-0 | 35-21 |
| 1997 | 2-2 | 9-6 | 10-7 | 11-4 | 7-3 | 0-0 | 39-22 |
| 1998 | 7-0 | 5-5 | 9-9 | 12-3 | 7-5 | 1-1 | 41-23 |
| 1999 | 11-0 | 8-5 | 8-6 | 7-7 | 5-3 | 0-0 | 39-21 |
| 2000 | 7-0 | 8-4 | 11-4 | 11-4 | 7-3 | 0-0 | 44-15 |
| 2001 | 0-1 | 13-1 | 7-7-1 | 10-6 | 7-5 | 0-0 | 37-20-1 |
| 2002 | 1-0 | 7-5 | 12-5 | 7-6 | 9-3 | 1-2 | 37-21 |
| 2003 | 9-1 | 13-0 | 12-5 | 9-3 | 9-3 | 2-2 | 54-14 |
| 2004 | 0-0 | 12-2 | 9-5 | 9-6 | 10-3 | 1-2 | 41-18 |
| 2005 | 1-2 | 7-8 | 10-3 | 11-3 | 5-6 | 8-3 | 42-25 |
| TOTAL | 68-9 | 397-149 | 655-260-1 | 551-236 | 321-139 | 75-40 | 2,067-834-1 |

TOM FUTCH

A standout outfielder/infielder for Arizona State from 1953-56, Futch set several offensive records during his career, including a then-record of three doubles in a single game back in 1954. Futch led ASU with a .429 batting average in 1954, and during his rookie season of 1953 hit .364. He was the team captain all four years of his playing career and signed a professional contract with the Detroit Tigers.



Record Book



DUSTIN PEDROIA

Set the ASU single-season record with 34 doubles in 2003, and ranks seventh with a .384 career batting average

Team Records

SINGLE GAME HITTING RECORDS

Most Triples

- 6 — 3-9-63 vs. Utah State
- 5 — 4-26-75 vs. UTEP
- 5 — 4-14-73 vs. UTEP
- 5 — 3-28-73 vs. Stanford
- 5 — 4-28-67 vs. New Mexico (7 inn.)
- 5 — 4-12-66 vs. Wisconsin

Most Home Runs

- 7 — 3-4-00 vs. Arizona
- 6 — 4-20-82 vs. Stanford
- 6 — 4-19-75 vs. Arizona
- 5 — 18 times last time vs. Western Ill, 3-13-05

Most Total Bases

- 57 — 3-13-05 vs. Western Illinois (35 hits, 7 2B, 5 HR)
- 54 — 3-4-00 vs. Arizona (27 hits, 6 2B, 7 HR)
- 51 — 3-6-80 vs. Stanford (25 hits, 7 2B, 1 3B, 5 HR)
- 49 — 4-6-74 vs. UTEP (31 hits, 10 2B, 1 3B, 2 HR)
- 49 — 5-28-78 vs. UNLV (28 hits, 2 2B, 2 3B, 5 HR)
- 48 — 5-29-88 vs. UNLV (31 hits, 8 2B, 3 HR)
- 47 — 4-26-75 vs. UTEP (23 hits, 5 2B, 5 3B, 3 HR)
- 46 — 1-28-00 vs. Florida Atlantic (25 hits, 7 2B, 1 3B, 4 HR)

Most RBI

- 34 — 4-6-74 vs. UTEP
- 32 — 3-6-80 vs. Stanford
- 31 — 3-4-00 vs. Arizona
- 29 — 3-13-05 vs. Western Illinois
- 29 — 1-28-00 vs. Florida Atlantic
- 28 — 5-28-78 vs. UNLV
- 26 — 5-5-72 vs. UTEP

Most Walks (Batting)

- 18 — 4-7-59 vs. Williams Field (5 inn.)
- 17 — 2-19-76 vs. CSU-Dom. Hills (7 inn.)
- 16 — 4-30-82 vs. UCLA
- 16 — 3-25-70 vs. UC Riverside
- 16 — 4-19-65 vs. Sul Ross State
- 15 — 7x - last 2-8-04 vs. Florida State

Longest By Innings

- 18 — 2-23-90 vs. UCLA (W, 6-5)
- 15 — 3-17-95 vs. USC (W, 7-6)
- 15 — 3-24-85 vs. USC (W, 11-9)
- 15 — 3-28-73 vs. Massachusetts (W, 7-6)
- 15 — 5-5-68 vs. Arizona (W, 5-4)
- 15 — 5-22-67 vs. Arizona (W, 3-2)
- 14 — 4-1-72 vs. LaVerne (W, 4-3)
- 14 — 6-17-67 vs. Stanford (W, 4-3)
- 14 — 2-27-82 vs. Arizona (W, 5-4)
- 14 — 2-21-92 vs. Texas (L, 11-10)

Most At Bats

- 62 — 2-23-90 vs. UCLA
- 61 — 3-13-05 vs. Western Illinois
- 60 — 5-5-68 vs. Arizona
- 59 — 5-29-88 vs. UNLV
- 57 — 3-24-85 vs. USC

- 57 — 5-22-67 vs. Arizona
- 57 — 3-17-95 vs. USC

Most Runs

- 36 — 4-6-74 vs. UTEP
- 34 — 3-6-80 vs. Stanford
- 32 — 3-4-00 vs. Arizona
- 30 — 3-13-05 vs. Western Illinois
- 30 — 1-28-00 vs. Florida Atlantic
- 30 — 5-5-72 vs. UTEP
- 30 — 5-28-78 vs. UNLV
- 28 — 2-20-99 vs. BYU
- 27 — 3-20-99 vs. Boston College
- 27 — 5-29-88 vs. UNLV

Most Runs, One Inning

- 15 — 3-13-05 vs. Western Illinois
- 15 — 3-6-80 vs. Stanford
- 14 — 2-19-76 vs. CSU-Dom. Hills
- 14 — 4-6-74 vs. UTEP
- 13 — 5-29-88 vs. UNLV
- 13 — 4-18-97 vs. California
- 12 — 5-31-03 vs. New Mexico State
- 12 — 4-25-03 vs. Washington State

Most Hits

- 35 — 3-13-05 vs. Western Illinois
- 31 — 5-29-88 vs. UNLV
- 31 — 4-6-74 vs. UTEP
- 30 — 4-18-97 vs. California
- 28 — 2-4-86 vs. Lubbock Christian
- 28 — 3-6-72 vs. Michigan
- 28 — 5-28-78 vs. UNLV
- 27 — 3-4-00 vs. Arizona
- 27 — 5-12-96 vs. Arizona
- 26 — 5-6-77 vs. UTEP
- 26 — 5-18-04 vs. New Mexico

Most Hits, One Inning

- 16 — 3-13-05 vs. Western Illinois
- 12 — 4-18-97 vs. California
- 11 — 5-29-88 vs. UNLV
- 10 — 4-16-77 vs. UTEP
- 9 — 4-6-74 vs. UTEP
- 9 — 3-3-72 vs. Cal St.-Northridge
- 9 — 4-25-64 vs. New Mexico
- 9 — 4-11-64 vs. Arizona
- 9 — 4-13-79 vs. Stanford
- 9 — 5-4-83 vs. UNLV
- 9 — 4-27-03 vs. Washington State

Most Consecutive Hits

- 8 — 4-18-97 vs. California
- 8 — 3-3-72 vs. San Fernando State
- 7 — 2-3-91 vs. Loyola Marymount
- 7 — 4-16-77 vs. UTEP
- 7 — 4-6-74 vs. UTEP
- 6 — 13 times

Most Doubles

- 10 — 4-6-74 vs. UTEP
- 10 — 3-21-99 vs. Boston College
- 8 — 5-12-00 vs. Washington
- 8 — 4-19-94 vs. Grand Canyon
- 8 — 4-9-89 vs. Stanford
- 8 — 5-29-88 vs. UNLV
- 8 — 5-1-88 vs. UCLA
- 8 — 4-7-76 vs. UTEP
- 7 — 14 times (last 3-13-05 vs. Western Ill.)

Most Strikeouts (Batting)

- 17 — 2-25-94 vs. Stanford
- 17 — 4-29-66 vs. New Mexico
- 16 — 5-5-68 vs. Arizona
- 16 — 3-20-67 vs. Oregon State
- 16 — 6-1-64 vs. Air Force
- 16 — 3-8-63 vs. Utah State
- 16 — 3-5-99 vs. Stanford

Most Stolen Bases

- 10 — 2-01-01 vs. Southern Utah
- 9 — 4-27-82 vs. Grand Canyon
- 9 — 2-28-99 vs. Arizona
- 8 — 4-24-05 vs. UCLA
- 8 — 3-28-73 vs. Massachusetts
- 8 — 2-8-95 vs. S. Utah
- 8 — 2-823-95 vs. St. Francis
- 7 — 8 times, last 3-9-02 vs. St. John's

Most Errors

- 10 — 4-5-85 vs. Arizona
- 9 — 2-28-69 vs. Chapman
- 9 — 4-15-73 vs. Wisconsin
- 9 — 4-17-62 vs. USC
- 9 — 3-3-80 vs. California

Most Errors by Opponents

- 10 — 5-27-72 by BYU
- 10 — 4-9-59 by Northern Arizona
- 8 — 5 times

Most Double Plays (turned)

- 5 — 5-7-99 vs. Washington
- 5 — 2-24-89 vs. UCLA
- 5 — 2-15-85 vs. Grand Canyon
- 4 — several times, last 5-4-04 vs. NMSU

Largest Winning Margin

- 32 — 3-6-80 (ASU 34, Stanford 2)
- 30 — 5-5-72 (ASU 30, UTEP 0)
- 29 — 3-4-00 (ASU 32, Arizona 3)
- 26 — 5-6-77 (ASU 27, UTEP 1)
- 26 — 2-19-76 (ASU 26, CS-Dom. Hills 0)
- 26 — 4-6-74 (ASU 36, UTEP 10)
- 26 — 1-28-00 (ASU 30, FAU 4)
- 25 — 4-27-03 (ASU 25, WSU 0)
- 25 — 3-27-99 (ASU 25, Cal 0)

Largest Losing Margin

- 23 — 4-26-86 (California 29, ASU 6)
- 21 — 3-28-83 (Stanford 23, ASU 2)
- 18 — 5-10-80 (Arizona 22, ASU 4)
- 17 — 3-04-79 (UCLA 19, ASU 2)
- 17 — 3-13-05 (LSU 20, ASU 3)
- 17 — 5-16-05 (Arizona 18, ASU 1)
- 16 — 5-17-86 (Arizona 18, ASU 2)



Gary Gentry

SUN DEVIL BASEBALL PLAYERS AND COACHES IN THE ASU HALL OF FAME

| | | |
|-----------------|-----------------|--------------------|
| Chris Bando | Dave Graybill | Jeff Pentland |
| Sal Bando | Larry Gura | Paul Ray Powell |
| Eddie Bane | Bob Horner | Lenny Randle |
| Alan Bannister | Reggie Jackson | Kevin Romine |
| Floyd Bannister | Mike Kelly | Roger Schmuck |
| Barry Bonds | Lerrin LaGrow | Sterling Slaughter |
| Dr. Jim Brock | Luis Lagunas | Craig Swan |
| Hubie Brooks | Kenny Landreaux | Clay Westlake |
| Kendall Carter | Jerry Maddox | Bobby Winkles |
| Roy Coppinger | Oddibe McDowell | |
| Alvin Davis | Jim Merrick | |
| Duffy Dyer | Rick Monday | |
| Tom Futch | Fred Nelson | |
| Gary Gentry | John Pavlik | |



SINGLE-GAME PITCHING RECORDS

Most Strikeouts (Pitching)

22 — 3-18-63 vs. Colorado St.
 21 — 4-1-72 vs. LaVerne (14 inn.)
 21 — 2-2-01 vs. Southern Utah
 20 — 2-23-90 vs. UCLA (18 inn.)
 20 — 5-23-73 vs. BYU

Most Walks (Pitching)

15 — 2-17-91 vs. Texas
 15 — 4-16-87 vs. UCLA
 14 — 5-5-62 vs. Arizona
 14 — 4-27-61 vs. SD Marines
 13 — 4-4-70 vs. Wisconsin
 13 — 3-28-83 vs. Stanford
 13 — 5-1-94 vs. UCLA
 12 — 5-23-04 vs. Arizona

Most Runs Allowed

29 — 4-26-86 vs. California
 23 — 3-28-83 vs. Stanford
 22 — 5-18-86 vs. Arizona
 22 — 5-10-80 vs. Arizona
 21 — 6-6-98 vs. USC
 21 — 2-9-91 vs. Florida State
 20 — 3-13-05 vs. LSU
 20 — 3-20-04 vs. California
 19 — 3-4-79 vs. UCLA
 19 — 4-4-61 vs. Michigan
 18 — 11 times

Most Runs Allowed, One Inning

13 — 2-22-97 vs. UCLA (8th)
 13 — 3-20-04 vs. California (5th)

12 — 5-18-86 vs. Arizona
 11 — 3-4-94 vs. Minnesota
 11 — 3-24-91 vs. Arizona
 10 — 4-25-87 vs. Stanford
 10 — 5-17-86 vs. Arizona
 10 — 5-10-80 vs. Arizona
 9 — 8 times

Most Hits Allowed

31 — 4-26-86 vs. California
 25 — 5-18-86 vs. Arizona
 24 — 5-10-80 vs. Arizona
 23 — 6-6-98 vs. USC
 23 — 3-4-79 vs. UCLA
 22 — 2-21-92 vs. Texas
 21 — 5-26-78 vs. UNLV
 21 — 2-29-92 vs. Stanford

Most Hits Allowed, One Inning

11 — 3-4-94 vs. Minnesota
 11 — 3-24-91 vs. Arizona
 11 — 5-18-86 vs. Arizona
 10 — 5-10-80 vs. Arizona
 10 — 3-29-87 vs. Stanford
 8 — 4-28-67 vs. New Mexico
 8 — 5-26-78 vs. UNLV
 8 — 6-5-84 vs. Oklahoma State
 8 — 4-25-87 vs. Stanford
 8 — 3-20-04 vs. California
 7 — 8 times

Most Pickoffs

3 — 4-23-89 vs. California
 3 — 4-14-79 vs. Stanford
 2 — numerous times

SINGLE-SEASON HITTING

| | | | |
|----------------------------------------------------------------------------------------------------------------------|---------------------------------------------------------------------------------------------------------|------------------------------------------------------------------------------------------------|--------------------------------------------------------------------------------------------------------------------------------------|
| Consecutive Games Not Being Shutout 506 — 4/7/95-2/15/04 (NCAA Record) | 6 — 1962 6 — 1993 6 — 1998 | Most Triples 49 — 1971 47 — 1977 47 — 1976 47 — 1972 47 — 1969 | Most Strikeouts 464 — 1987 447 — 1990 447 — 1985 438 — 1969 |
| Longest Home Winning Streak 33 — 1976-77 31 — 1977-78 29 — 1973 28 — 1972 26 — 1988-89 | Most Games 75 — 1984 75 — 1976 74 — 1975 73 — 1988 73 — 1982 | Most At Bats 2693 — 1976 2663 — 1984 2648 — 1988 2600 — 1975 2494 — 1982 | Most Stolen Bases 163 — 1982 162 — 1981 135 — 1984 130 — 1999 120 — 1998 119 — 1972 119 — 1969 |
| Most Victories 65 — 1976 64 — 1972 61 — 1975 60 — 1988 | Most Losses 35 — 1985 32 — 1979 28 — 1986 27 — 1991 27 — 1987 25 — 1980 | Most Runs 694 — 1976 694 — 1981 682 — 2003 680 — 1978 679 — 1999 | Most Errors 149 — 1980 142 — 1984 135 — 1985 129 — 1991 126 — 1979 123 — 1962 |
| Longest Win Streak 32 — 1972 23 — 1990 23 — 1988 22 — 1973 21 — 1976 21 — 1961 19 — 2003 | Most Hits 927 — 1976 873 — 1984 870 — 1988 867 — 1981 860 — 1978 858 — 2003 | Most Grand Slams 14 — 2003 (NCAA Record) | Best Batting Average .356 — 1999 .356 — 1981 .347 — 1977 .347 — 2003 .346 — 2000 .344 — 1976 .338 — 1996 |
| Longest Losing Streak 6 — 1988 6 — 1986 | Most Doubles 185 — 1988 181 — 1976 172 — 1993 161 — 1975 160 — 2003 158 — 1978 | Most RBI 640 — 1981 630 — 2003 625 — 1978 609 — 1976 | Best Slugging Percentage .583 — 1981 .565 — 1978 .561 — 2000 .543 — 1999 .543 — 1976 |
| | | Most HBP 115 — 2000 | Best Slugging Percentage |
| | | Most Walks 482 — 1982 427 — 1981 406 — 2003 404 — 1975 | |

SINGLE-SEASON PITCHING RECORDS

| | | | |
|-------------------------------------------------------------------------------------------------------------|-----------------------------------------------------------------------------------------------------------|-----------------------------------------------------------------------------------------------------------------------|------------------------------------------------------------------------------------------------|
| Most Innings Pitched 662.2 — 1975 662.0 — 1976 657.0 — 1984 650.1 — 1988 641.1 — 1982 | Best ERA (Aluminum Bat) 2.35 — 1975 3.26 — 1976 3.32 — 2003 3.44 — 1977 3.48 — 1990 | Most Runs Allowed 516 — 1985 466 — 1986 434 — 1991 414 — 1984 405 — 1981 | 16 — 1991 |
| Most Consecutive Scoreless Innings 64 - 1972 (7 SO) 36 - 1969 (3 SO) 35 - 1965 (3 SO) | Most Strikeouts 732 — 1972 687 — 1967 675 — 1975 645 — 1973 611 — 1969 | Most Saves 27 — 1966 22 — 1990 20 — 1971 20 — 2004 17 — 1976 17 — 1981 | Most Shutouts 24 — 1972 17 — 1968 16 — 1969 11 — 1976 10 — 2003 |
| Best ERA 1.76 — 1972 2.03 — 1967 2.32 — 1964 2.35 — 1975 | Most Walks 366 — 1979 360 — 1991 344 — 1980 331 — 1981 313 — 1984 | Most Complete Games 43 — 1972 22 — 1988 17 — 1990 17 — 1968 16 — 1969 16 — 1987 16 — 1989 | Most Hits Allowed 758 — 1985 671 — 1984 658 — 1981 654 — 1988 652 — 1986 |

Individual Records

SINGLE-GAME HITTING RECORDS

Most At Bats

- 9 — Fernando Vina, 2-23-90 vs. UCLA
- 8 — Travis Buck, 3-13-05 vs. West. Illinois
- 8 — Colin Curtis, 3-13-05 vs. West. Illinois
- 8 — John Finn, 4-89-89 vs. Stanford
- 8 — Mike Devereaux, 3-24-85 vs. USC
- 8 — Ron Davini, 5-5-68 vs. Arizona
- 8 — Joe Paulson, 5-5-68 vs. Arizona

Most Hits


- 8 — Travis Buck, 3-13-05 vs. West. Illinois (6-for-8)
- 7 — Jerry Mantlo, 3-6-72 vs. Michigan (7-for-7)
- 6 — Mark Ernster, 2-20-99 vs. BYU (6-for-6)
- 6 — Dan McKinley, 5-12-96 vs. Arizona (6-for-7)
- 6 — Anthony Manahan, 3-29-89 vs. Harvard (6-for-7)
- 6 — Mike Colbern, 4-6-84 vs. UTEP (6-for-7)
- 6 — Hubie Brooks, 4-20-78 vs. Arizona (6-for-6)
- 6 — Nick Walsh, 4-27-03 vs. WSU (6-for-6)

Most Runs

- 6 — Jeff Larish, 3-13-05 vs. West. Illinois
- 6 — Andrew Beinbrink, 2-20-99 vs. BYU
- 6 — Mikel Moreno, 5-13-96 vs. Arizona
- 6 — Mike Colbern, 4-6-74 vs. UTEP
- 5 — numerous times, last by Willy Fox (3-15-05 vs. West. Illinois)

Most Doubles

- 4 — Mike Devereaux, 1-31-85 vs. UCSB
- 4 — Gary Atwell, 4-23-71 vs. UTEP



Sal Bando

- 4 — Jeff Larish, 5-25-03 vs. Arizona
- 4 — Travis Buck, 2-28-04 vs. UConn
- 3 — 22 times, Walsh/Pedroia/Guerrero in 2003

Most Triples

- 3 — Ed Irvine, 2-19-79 vs. UC Riverside
- 3 — Tom Sain, 4-14-73 vs. UTEP
- 3 — Alan Schmelz, 3-9-63 vs. Utah St.

Most Home Runs

- 3 — Jeremy West, 4-27-03 vs. Washington State
- 3 — Jim Austin, 3-12-91 vs. Grand Canyon
- 3 — Mike Kelly, 3-5-90 and 4-27-90 vs. Stanford
- 3 — Ted Dyson, 2-24-86 vs. CS-Northridge
- 3 — Todd Brown, 4-14-85 vs. USC
- 3 — Oddibe McDowell, 5-5-84 vs. Stanford
- 3 — Bump Wills, 3-20-74 vs. CS-Fullerton
- 3 — Dave Graybill, 3-25-55 vs. Wyoming

Hit By Pitch

- 4 — Rick Peters, 5-28-77 vs. Washington State

Most Total Bases

- 16 — Todd Brown, 4-14-85 vs. USC (5-5, 2 2B, 3 HR)
- 14 — Jeremy West, 4-27-03 vs. Washington State (5-7, 3 HR, 9 RBI)
- 14 — Oddibe McDowell, 5-5-84 vs. Stanford (4-4, 1 2B, 3 HR)
- 13 — Ted Dyson, 2-24-86 vs. CS-Northridge (4-5, 3 HR)
- 13 — Mitch Jones, 2-27-00 vs. Southern Utah (5-6, 2 HR)
- 12 — 6 times, last by Scott Shores, 2-9-94 vs. Southern Utah (2 HR, 3B)

Most RBI

- 9 — Jeremy West, 4-27-03 vs. Washington State
- 9 — Jeff Larish, 1-26-03 vs. San Diego State
- 9 — Tommy Adams, 5-2-90 vs. UNLV
- 8 — Jeremy West, 5-15-02 vs. Portland
- 8 — Andrew Beinbrink, 3-20-99 vs. BC
- 8 — Scott Shores, 2-9-94 vs. Southern Utah
- 8 — Mike Soddors, 2-21-81 vs. New Mexico
- 8 — Chris Bando, 5-6-78 vs. UTEP
- 8 — Clay Westlake, 4-28-73 vs. Grand Canyon
- 8 — Alan Bannister, 3-3-72 vs. CS-Northridge
- 7 — Willie Bloomquist, 2-16-97 vs. Southern Ill.
- 7 — Mitch Jones, 4-29-00 vs. Southern Utah
- 7 — Nick Walsh, 4-27-03 vs. Washington State

Most Stolen Bases

- 4 — Willie Bloomquist, 3-14-98 vs. USC
- 4 — Willie Bloomquist, 2-28-99 vs. Arizona
- 4 — John Finn, 2-23-87 vs. Loyola Marymount
- 4 — Gary Atwell, 3-28-73 vs. Massachusetts
- 4 — Lenny Randle, 3-26-69 vs. Cal Poly (SLO)
- 4 — Mel Stocker, 2-1-01 vs. Southern Utah



Alan Bannister

Most Walks

- 5 — Alvin Davis, 4-8-82 vs. USC
- 5 — Fred Nelson, 3-30-67 vs. Oklahoma
- 4 — Several, last by West/Larish in 2003

Most Strikeouts

- 4 — several times, Zechry Zinicola vs. Wichita State (4-28-04)

Most Errors

- 4 — Rick Morris, 3-15-85 vs. UCLA
- 4 — Jerry Maddox, 2-15-63 vs. Wisconsin
- 4 — Ben Ruiz, 4-3-59 vs. Wisconsin

SINGLE-GAME PITCHING RECORDS

Most Innings Pitched

- 15 — Gary Gentry, 5-22-67 vs. Arizona
- 14 — Eddie Bane, 4-1-72 vs. LaVerne
- 14 — Gary Gentry, 6-17-67 vs. Stanford
- 11 — 5 times, last by Marc Barcelo, 6-5-93 vs. Wichita State

Most Strikeouts

- 22 — Sterling Slaughter, 3-18-63 vs. CSU
- 21 — Eddie Bane, 4-1-72 vs. LaVerne (14 inn.)
- 20 — Jim Otten, 5-23-73 vs. BYU
- 19 — Eddie Bane, 6-1-73 vs. Denver
- 19 — Eddie Bane, 3-2-73 vs. CS Northridge (Perfect Game)
- 18 — Gary Gentry, 5-22-67 vs. Arizona
- 17 — Mike Esposito, 3-29-02 vs. Washington
- 17 — Ryan Mills, 2-14-97 vs. Southern Ill.
- 17 — Sean Rees, 3-9-90 vs. California



Tim Esmay

Most Runs Allowed

- 10 — Ryan Mills, 2-27-98 vs. Stanford (4 ip)
- 10 — Jeff Matranga, 4-10-92 vs. Stanford (5 ip)
- 10 — Linty Ingram, 2-26-88 vs. Cal (8 ip)
- 10 — Jeff Roberts, 3-6-84 vs. Grand Canyon (3 ip)
- 10 — Jerry Vasquez, 3-31-78 vs. USC (3 ip)
- 10 — Floyd Bannister, 4-6-74 vs. UTEP (4 ip)
- 10 — Tom Burgess, 4-28-67 vs. New Mexico (7 ip)
- 10 — Mike Tatum, 4-8-60 vs. S.D. Marines (4 ip)

Most Hits Allowed

- 16 — Don Hanna, 3-9-76 vs. LaVerne (9 ip)
- 16 — Joe Arnold, 3-1-68 vs. L.A. State (8.2 ip)
- 16 — Ron Lea, 5-1-65 vs. New Mexico (8 ip)

Most Consecutive Strikeouts

- 9 — Jim Otten, 5-23-73 vs. BYU
- 8 — Beau Vaughan, 1-17-03 vs. Hawaii-Hilo
- 8 — Eddie Bane, 3-2-73 vs. CSUN
- 7 — Jon Switzer, 2-2-01 vs. SUU
- 6 — 9 times, last by Sean Rees vs. Arizona, 3-16-90

Most Walks

- 13 — Jim Crawford, 4-4-70 vs. Wisconsin (9 ip)
- 12 — Ken Hansen, 3-7-70 vs. CSUN (8.2 ip)
- 11 — Ken Hansen, 4-12-69 vs. Arizona (8.2 ip)
- 10 — Skip Hancock, 6-1-64 vs. Air Force (8.2 ip)
- 10 — John Miller, 4-9-60 vs. S.D. Marines (9 ip)

SINGLE-SEASON HITTING RECORDS

Most At Bats

- 301 — John Finn, 1988
- 299 — Kevin Higgins, 1988
- 298 — Kevin Romine, 1982
- 297 — Pat Listach, 1988
- 297 — Dustin Pedroia, 2003

Most Runs

- 101 — Oddibe McDowell, 1984
- 101 — Steve Michael, 1978
- 96 — Ken Landreaux, 1976
- 95 — Willie Bloomquist, 1999
- 95 — Kevin Romine, 1982
- 93 — Mike Sodders, 1971

Most Runs Batted In

- 102 — Chris Bando, 1978
- 100 — Bob Horner, 1978
- 100 — Mike Sodders, 1981
- 97 — Casey Myers, 2000
- 95 — Jeff Larish, 2003
- 93 — Ken Landreaux, 1976
- 92 — Mitch Jones, 2000
- 91 — Dan Rumsey, 1988
- 91 — Alvin Davis, 1982

Most Hits

- 129 — Paul LoDuca, 1993
- 126 — Hubie Brooks, 1978
- 121 — Kevin Romine, 1982
- 120 — Dustin Pedroia, 2003
- 119 — Ken Landreaux, 1976
- 117 — Oddibe McDowell, 1984

Most Doubles

- 34 — Dustin Pedroia, 2003
- 30 — Chris Bando, 1978
- 29 — Antone Williamson, 1993
- 29 — Steve Willis, 1988
- 26 — Clay Westlake, 1976

Most Triples

- 13 — Alan Bannister, 1971
- 12 — Gib Seibert, 1982
- 12 — Rick Monday, 1965
- 11 — Lemmie Miller, 1981
- 10 — four times

Most Home Runs

- 27 — Mitch Jones, 2000
- 25 — Bob Horner, 1978
- 23 — Jeff Larish, 2005
- 23 — Barry Bonds, 1985
- 23 — Oddibe McDowell, 1984
- 22 — Bob Horner, 1977
- 22 — Mike Sodders, 1981
- 21 — Scott Shores, 1994
- 21 — Mike Kelly, 1990
- 21 — Tony Mattia, 1987
- 20 — Tim Spehr, 1988

- 20 — Jerry Maddox, 1975

Most Extra Base Hits

- 49 — Mitch Jones, 2000
- 49 — Sal Bando, 1978
- 49 — Oddibe McDowell, 1984
- 46 — Dan Rumsey, 1988
- 46 — Bob Horner, 1978
- 46 — Ken Landreaux, 1976
- 44 — Mike Sodders, 1981
- 44 — Jerry Maddox, 1975
- 44 — Antone Williamson, 1993
- 44 — Mike Kelly, 1990
- 43 — Scott Shores, 1994

Most Total Bases

- 220 — Oddibe McDowell, 1984
- 205 — Mike Sodders, 1981
- 201 — Ken Landreaux, 1976
- 199 — Paul LoDuca, 1993
- 199 — Hubie Brooks, 1978
- 196 — Mitch Jones, 2000

Most Walks

- 87 — Alvin Davis, 1982
- 78 — Jeff Larish, 2003
- 71 — Doug Newstrom, 1993
- 70 — Doug Baker, 1982

Most Strikeouts

- 81 — Dave Grangaard, 1967
- 80 — Todd Steverson, 1990
- 72 — Scott Shores, 1994
- 63 — Ricky Candelari, 1988
- 62 — Reggie Jackson, 1966
- 62 — Luis Medina, 1984

Most Stolen Bases

- 59 — Kevin Romine, 1982
- 49 — Ricky Peters, 1977
- 36 — Oddibe McDowell, 1984
- 36 — Oddibe McDowell, 1983
- 34 — Ken Landreaux, 1976
- 34 — Lemmie Miller, 1981

Most Errors

- 39 — Hubie Brooks, 1978
- 36 — Romy Cucjen, 1984
- 31 — Ben Ruiz, 1959
- 29 — Steve Murray, 1984

Longest Hitting Streak

- 45 — Roger Schmuck, 1971
- 37 — Paul LoDuca, 1993
- 36 — Hubie Brooks, 1978
- 30 — Jacob Cruz, 1994
- 25 — Bump Wills, 1972
- 24 — Hubie Brooks, 1978
- 24 — Jeremy West, 2003
- 23 — Andre Ethier, 2003



Eddie Bane



Craig Swan



Larry Gura

continued

Individual Records continued

Most Consecutive Hits

- 9 — Mike Pagel, 1982
- 9 — Hubie Brooks, 1978
- 8 — Mark Ernster, 1999
- 8 — Jerry Mantlo, 1972
- 8 — Paul Ray Powell, 1969
- 8 — Duffy Dyer, 1966
- 8 — Richy Leon, 1995
- 7 — last by Andre Ethier, 2003

Best Batting Average (Modern)

- .446 — Paul LoDuca, 1993
- .439 — Mark Ernster, 1999
- .434 — Roger Schmuck, 1971
- .432 — Hubie Brooks, 1978
- .424 — Mike Soddors, 1981
- .423 — Dan McKinley, 1997
- .415 — Chris Bando, 1978
- .414 — Willie Bloomquist, 1998
- .412 — Bob Horner, 1978
- .412 — Casey Myers, 2000
- .410 — Kevin Romine, 1981
- .406 — Kevin Romine, 1982
- .406 — Ken Landreaux, 1976
- .405 — Oddibe McDowell, 1984
- .404 — Dustin Pedroia, 2003
- .402 — Andre Beinbrink, 1999

Best Batting Average (Early Era)

- .571 — Pete Brown, 1921
- .518 — Nick Johnson, 1948
- .511 — Pete Brown, 1922
- .505 — Cedric Austin, 1922

Most Hit-by-Pitches

- 29 — Jonah Martin, 2000

Best Slugging Percentage

- .819 — Bob Horner, 1978
- .787 — Mitch Jones, 2000
- .762 — Mike Soddors, 1981



Jack Lind

5-TIME NCAA CHAMPIONS

- .761 — Oddibe McDowell, 1984
- .747 — Rick Morris, 1986

Most Grand Slam Home Runs

- 4 — Jeff Larish, 2003
- 3 — Jeremy West, 2003
- 3 — Steve Garrabrants, 2003
- 3 — Dave Hudgens, 1977

Most Consecutive Stolen Bases

- 22 — Sean Tyler, 1994

Most Assists by Outfielder

- 12 — Ricky Candelari, 1988

SINGLE-SEASON PITCHING RECORDS

Most Appearances

- 39 — Noah Peery, 1994
- 38 — Brett Bordes, 2005
- 36 — Chuck Crumpton, 1998
- 35 — Ryan Bradley, 1997
- 34 — Ryan Bradley, 1996
- 34 — Kevin Dukes, 1981
- 33 — Dave Graybill, 1984
- 31 — Rusty Kilgo, 1988
- 31 — Linty Ingram, 1987

Most Innings Pitched

- 186.0 — Floyd Bannister, 1976
- 181.1 — Linty Ingram, 1988
- 175.0 — Gary Gentry, 1967
- 169.0 — Larry Gura, 1969

Consecutive Scoreless Innings

- 43 — Eddie Bane, 1972
- 38 — Eddie Bane, 1972
- 33 — Craig Swan, 1972
- 31 — Pete Lovich, 1962
- 29 — Lerrin LaGrow, 1969

Most Victories

- 19 — Floyd Bannister, 1976
- 19 — Larry Gura, 1969
- 19 — Kendall Carter, 1981
- 17 — Linty Ingram, 1988
- 17 — Gary Gentry, 1967
- 16 — Craig Swan, 1972
- 16 — Tom Burgess, 1967
- 16 — Todd Douma, 1990

Most Losses

- 9 — Jim Crawford, 1970
- 9 — Ken Jones, 1979
- 8 — Mike Thorpe, 1986
- 8 — Kurt Dempster, 1985
- 7 — eight times

Best ERA (minimum 80 ip)

- 0.99 — Eddie Bane, 1972
- 1.01 — Larry Gura, 1969
- 1.14 — Gary Gentry, 1967
- 1.35 — Skip Hancock, 1964
- 1.39 — Jim Otten, 1973

Most Strikeouts

- 229 — Gary Gentry, 1967
- 217 — Floyd Bannister, 1975
- 213 — Floyd Bannister, 1976
- 213 — Eddie Bane, 1972
- 196 — Larry Gura, 1969

Most Walks

- 85 — Sean Lowe, 1992
- 82 — Ken Hansen, 1969
- 79 — Ken Hansen, 1970
- 78 — Kevin Dukes, 1980
- 74 — Don Hanna, 1976
- 73 — Tom Burgess, 1967

Most Runs Allowed

- 95 — Linty Ingram, 1988
- 89 — Kurt Dempster, 1986
- 82 — Jeff Matranga, 1992
- 81 — Doug Newstrom, 1991
- 81 — Sean Rees, 1991
- 81 — Kevin Dukes, 1980

Most Hits Allowed

- 185 — Linty Ingram, 1988
- 163 — Mike Schwabe, 1987
- 140 — Linty Ingram, 1987
- 136 — Don Hanna, 1976
- 133 — Marc Barcelo, 1993
- 133 — Jeff Matranga, 1992

Most Complete Games

- 17 — Floyd Bannister, 1976
- 15 — Larry Gura, 1969
- 13 — Linty Ingram, 1988
- 13 — Eddie Bane, 1973
- 13 — Gary Gentry, 1967
- 12 — Eddie Bane, 1972
- 12 — Craig Swan, 1972
- 12 — Tom Burgess, 1967
- 12 — Jeff Pentland, 1967

Most Shutouts

- 7 — Eddie Bane, 1972
- 7 — Jim Crawford, 1972
- 6 — Gary Gentry, 1967
- 5 — 4 times

Most Saves


- 12 — Doug Nurnberg, 1965
- 12 — Kevin Dukes, 1981
- 11 — Dave Graybill, 1984
- 11 — Noah Peery, 1994



Doug Henry



Kendall Carter



Mike Kelly

19 CWS APPEARANCES

Freshman Records

| PLAYER | YEAR | G | AVG. | AB | R | H | RBI | 2B | 3B | HR | SB | BB | SO |
|-------------------|------|----|------|-----|----|----|-----|----|----|----|----|----|----|
| Clay Westlake | 1973 | 58 | .382 | 212 | 48 | 81 | 46 | 20 | 4 | 5 | 1 | 25 | 20 |
| Bob Horner | 1976 | 61 | .339 | 183 | 49 | 62 | 42 | 13 | 2 | 9 | 5 | 28 | 25 |
| Barry Bonds | 1983 | 64 | .306 | 206 | 60 | 63 | 54 | 12 | 2 | 11 | 16 | 41 | 42 |
| Mike Kelly | 1989 | 61 | .300 | 233 | 48 | 70 | 56 | 15 | 1 | 10 | 16 | 30 | 61 |
| Antone Williamson | 1992 | 56 | .315 | 216 | 35 | 68 | 44 | 18 | 1 | 4 | 1 | 26 | 20 |
| Dan McKinley | 1995 | 47 | .325 | 126 | 29 | 41 | 7 | 10 | 2 | 1 | 9 | 11 | 16 |
| Andrew Beinbrink | 1996 | 46 | .362 | 152 | 44 | 55 | 41 | 8 | 7 | 5 | 0 | 16 | 26 |
| Willie Bloomquist | 1997 | 51 | .356 | 132 | 33 | 47 | 31 | 10 | 5 | 1 | 7 | 10 | 24 |
| Casey Myers | 1998 | 51 | .386 | 184 | 35 | 71 | 58 | 17 | 0 | 8 | 1 | 20 | 36 |
| Rod Allen | 2001 | 51 | .389 | 180 | 41 | 70 | 53 | 14 | 1 | 6 | 6 | 11 | 18 |
| Dustin Pedroia | 2002 | 58 | .347 | 236 | 51 | 82 | 45 | 13 | 2 | 1 | 5 | 24 | 19 |
| Travis Buck | 2003 | 66 | .326 | 239 | 59 | 78 | 46 | 13 | 3 | 4 | 12 | 35 | 28 |
| JJ Sferra | 2005 | 60 | .311 | 196 | 36 | 61 | 22 | 5 | 1 | 0 | 8 | 13 | 4 |

BATTING RECORDS

HITS

1. Dustin Pedroia, 2002.....82
2. Clay Westlake, 1973.....81
3. Travis Buck, 2003.....78
4. Casey Myers, 1998.....71
5. Rod Allen, 2001.....70
6. Mike Kelly, 1989.....70
7. Antone Williamson, 1992.....68
8. Barry Bonds, 1983.....63
9. Bob Horner, 1976.....62
10. JJ Sferra, 2005.....61

STOLEN BASES

1. Barry Bonds, 1983.....16
- Steve Garrabrants, 2001.....16
- Mike Kelly, 1989.....16
4. Travis Buck, 2003.....12
- Colin Curtis, 2004.....12

RUNS SCORED

1. Barry Bonds, 1983.....60
2. Dustin Pedroia, 2002.....51
3. Bob Horner, 1976.....49
4. Mike Kelly, 1989.....48
5. Andrew Beinbrink, 1996.....44
6. Rod Allen, 2001.....41

RBI

1. Casey Myers, 1998.....58
2. Mike Kelly, 1989.....56
3. Barry Bonds, 1983.....54
4. Rod Allen, 2001.....53
5. Clay Westlake, 1973.....46
- Travis Buck, 2003.....46
7. Dustin Pedroia, 2002.....45
8. Antone Williamson, 1992.....44
9. Bob Horner, 1976.....42
10. Andrew Beinbrink, 1996.....41

BATTING AVERAGE

1. Rod Allen, 2001.....389
2. Casey Myers, 1998.....386
3. Clay Westlake, 1973.....382
4. Andrew Beinbrink, 1996.....362
5. Willie Bloomquist, 1997.....356
6. Dustin Pedroia, 2002.....347
7. Bob Horner, 1976.....339
8. Travis Buck, 2003.....326
9. Dan McKinley, 1995.....325
10. Antone Williamson, 1992.....315

HOME RUNS

1. Barry Bonds, 1983.....11
2. Mike Kelly, 1989.....10
3. Bob Horner, 1976.....9
4. Casey Myers, 1998.....8
5. Rod Allen, 2001.....6
- Jeremy West, 2001.....6
- Nick Cadena, 2002.....6

PITCHING RECORDS

WINS

1. Kendall Carter, 1981.....19
2. Kaipo Spenser, 1994.....10
- Doug Newstrom, 1991.....10
4. Craig Swan, 1969.....9
- Mitch Dean, 1976.....9
- Doug Henry, 1983.....9
7. Tom Vander Meersche, 1975.....8
- Ken Hansen, 1968.....8
- Erik Averill, 2003.....8
10. Jon Switzer, 1999.....7
- David Cassidy, 1986.....7

STRIKEOUTS

1. Ken Hansen, 1968.....92
2. Doug Newstrom, 1989.....89
3. Craig Swan, 1969.....80
4. Doug Henry, 1983.....78
- Jon Switzer, 1999.....78
6. Kaipo Spenser, 1994.....64
7. Erik Averill, 2003.....61
8. Zechry Zinicola, 2004.....57
9. Phill Lowery, 1996.....56
10. Mitch Dean, 1976.....53

ERA (MIN. 50.0 IP)

1. Craig Swan, 1969.....2.24
2. Tom Vander Meersche, 1975.....2.57
3. Ken Hansen, 1968.....2.70
4. Kendall Carter, 1981.....2.86
5. Mitch Dean, 1976.....3.08
6. Doug Henry, 1983.....3.10
7. Ryan Bradley, 1995.....3.18
8. Jim Crawford, 1969.....3.30
9. Zechry Zinicola, 2004.....3.36
10. Erik Averill, 2003.....3.66

INNINGS PITCHED

1. Doug Henry, 1983.....116.0
2. Doug Newstrom, 1991.....111.0
3. Kendall Carter, 1981.....110.0
4. Mitch Dean, 1976.....96.1
5. Kaipo Spenser, 1994.....92.1
6. Jon Switzer, 1999.....87.1
7. Erik Averill, 2003.....86.0
8. Ken Hansen, 1968.....73.1

SAVES

1. Mitch Dean, 1976.....8
- Zechry Zinicola, 2004.....8
3. Ryan Bradley, 1995.....6
4. Pat Bresnehan, 2004.....5
5. Larry Eiler, 1976.....4
6. Doug Henry, 1983.....3



Don Wakamatsu



Phill Lowery



Antone Williamson



Jacob Cruz

Career Records

INDIVIDUAL HITTING

Most At-Bats

1. Clay Westlake, 1973-76958
2. Gary Atwell, 1970-73934
3. Andrew Beinbrink, 1996-99863
4. Jeff Larish, 2002-05849
5. Dan Rumsey, 1986-89837
6. Casey Myers, 1998-2001815
7. Mikel Moreno, 1995-98803
8. Dustin Pedroia, 2002-04777
9. John Finn, 1986-89764
10. Travis Buck, 2003-05752

Most Runs

1. Andrew Beinbrink, 1996-99245
2. Mikel Moreno, 1995-98236
3. Jeff Larish, 2002-05229
4. Gary Atwell, 1970-73224
5. Willie Bloomquist, 1997-99216
6. Rick Peters, 1974-77216
7. Dustin Pedroia, 2002-04212
8. Ken Landreaux, 1974-76212
9. Travis Buck, 2003-05205
10. Bump Wills, 1971-74198
- Casey Myers, 1998-2001198

Most Hits

1. Clay Westlake, 1973-76322
2. Andrew Beinbrink, 1996-99318
3. Casey Myers, 1998-2001313
4. Dustin Pedroia, 2002-04298
5. Gary Atwell, 1970-73286
6. Jeff Larish, 2002-05283
7. Mikel Moreno, 1995-98277
8. Travis Buck, 2003-05272
9. Antone Williamson, 1992-94264
10. Bob Horner, 1976-78262

Most Doubles

1. Clay Westlake, 1973-7688
2. Andrew Beinbrink, 1996-9975
3. Dustin Pedroia, 2002-0471
4. Antone Williamson, 1992-9470
5. Casey Myers, 1998-200064
6. Dan Rumsey, 1986-8958
7. Jeff Phelps, 1998-200157
8. Jeff Larish, 2002-0557
9. Mikel Moreno, 1995-9856
10. Gary Allenson, 1973-7655

Most Triples

1. Alan Bannister, 1970-7226
- Ed Irvine, 1977-7926
3. Willie Bloomquist, 1997-9922
4. Rick Peters, 1974-7720
- Bump Wills, 1971-7420

Most Home Runs

1. Bob Horner, 1976-7856
2. Jeff Larish, 2002-0551
3. Mike Kelly, 1989-9146
4. Barry Bonds, 1983-8545
5. Dan Rumsey, 1986-8944
6. Andrew Beinbrink, 1996-9940
7. Casey Myers, 1998-200139
8. Mitch Jones, 1999-200038
9. Jeremy West, 2001-0336
10. Ted Dyson, 1983-8736
- Mike Sodders, 1980-8136

Most Total Bases

1. Andrew Beinbrink, 1996-99547
2. Clay Westlake, 1973-76505
3. Jeff Larish, 2002-05505
4. Casey Myers, 1998-2001494
5. Bob Horner, 1976-78492
6. Dan Rumsey, 1986-89469
7. Antone Williamson, 1992-94443
8. Barry Bonds, 1983-85438
9. Dustin Pedroia, 2002-04423
10. Ken Landreaux, 1974-76420

Most RBI

1. Andrew Beinbrink, 1996-99283
2. Casey Myers, 1998-2001275
3. Clay Westlake, 1973-76250
4. Jeff Larish, 2002-05235
5. Bob Horner, 1976-78229
6. Antone Williamson, 1992-94203
7. Alvin Davis, 1979-82200
8. Mike Kelly, 1989-91194
9. Ken Landreaux, 1974-76194
10. Alan Bannister, 1970-72177

Most Stolen Bases

1. Kevin Romine, 1981-8286
2. Rick Peters, 1974-7778
3. Rick Nelson, 1978-8175
4. Willie Bloomquist, 1997-9972
5. Oddibe McDowell, 1983-8472
6. Ken Landreaux, 1974-7669

Most Errors

1. Andrew Beinbrink, 1996-9967
2. Romy Cucjen, 1983-8461
3. Bert Martinez, 1980-8359
4. Antone Williamson, 1992-9458
5. Kurt Ehmann, 1991-9249
6. Luis Lagunas, 1963-6646

INDIVIDUAL PITCHING

Most Appearances

1. Kendall Carter, 1981-84102
2. Ryan Bradley, 1995-9799
3. Kevin Dukes, 1978-8182
4. Brett Bordes, 2003-0578
5. David Cassidy, 1986-8974
6. Ken Hansen, 1968-7174

Most Innings Pitched

1. Craig Swan, 1969-72457.2
2. Kendall Carter, 1981-84427.1
3. Jim Crawford, 1969-72399.2
4. Floyd Bannister, 1974-76396.2
5. Ken Hansen, 1968-71391.1

Most Victories

1. Kendall Carter, 1981-8447
- Craig Swan, 1969-7247
3. Eddie Bane, 1971-7340
4. Floyd Bannister, 1974-7638
5. Jim Crawford, 1969-7233
6. Jeff Pentland, 1966-6832

Most Losses

1. Jim Crawford, 1969-7217
2. Ken Jones, 1979-8015
3. David Cassidy, 1986-8914
- Kurt Dempster, 1985-8614
5. Mike Thorpe, 1984-8613
- Doug Henry, 1983-8513
- Jon Switzer, 1999-200113

Most Strikeouts

1. Eddie Bane, 1971-73535
2. Floyd Bannister, 1974-76478
3. Craig Swan, 1969-72459
4. Ken Hansen, 1968-71418
5. Jim Crawford, 1969-72374

Most Walks

1. Ken Hansen, 1968-71250
2. Kevin Dukes, 1978-81236
3. Jeff Ahern, 1978-81176
4. Jim Crawford, 1969-72174

Most Runs Allowed

1. Kevin Dukes, 1978-81228
2. Kendall Carter, 1981-84225
3. Kurt Dempster, 1985-88184
4. David Cassidy, 1986-89177
5. Linty Ingram, 1987-88169

Most Hits Allowed

1. Kendall Carter, 1981-84433
2. Craig Swan, 1969-72354
3. Kevin Dukes, 1978-81347
4. David Cassidy, 1986-89327
5. Linty Ingram, 1987-88325

Most Shutouts

1. Jim Crawford, 1969-7212
2. Eddie Bane, 1971-7311
3. Craig Swan, 1969-7210
4. Jeff Pentland, 1966-689
5. Larry Gura, 1967-698

Most Saves

1. Doug Nurnberg, 1965-6725
2. Kevin Dukes, 1978-8120
3. Noah Peery, 1993-9417
- Ryan Schroyer, 2001-0317
5. Ryan Bradley, 1995-9716
6. Dave Graybill, 1982-8413
7. Zechry Zinicola, 2004-0512
8. Mitch Dean, 1976-8011
9. Eric Doble, 1999-2001



Alvin Davis

CAREER BATTING AVERAGE (TWO OR MORE YEARS)

| Player | G | AB | H | AVG. |
|---------------------------------|-----|-----|-----|------|
| 1. Kevin Romine (1981-82) | 140 | 547 | 223 | .408 |
| 2. Hubie Brooks (1977-78) | 131 | 497 | 197 | .396 |
| 3. Willie Bloomquist (1997-99) | 175 | 649 | 256 | .394 |
| 4. Mike Sodders (1980-81) | 127 | 501 | 195 | .389 |
| Dan McKinley (1995-97) | 164 | 647 | 252 | .389 |
| 6. Chris Bando (1975-78) | 155 | 502 | 195 | .388 |
| 7. Dustin Pedroia (2002-04) | 185 | 777 | 298 | .384 |
| Bob Horner (1976-78) | 186 | 683 | 262 | .384 |
| Casey Myers (1998-2001) | 219 | 815 | 313 | .384 |
| 10. Roger Schmuck (1970-71) | 112 | 420 | 160 | .381 |
| 11. Oddibe McDowell (1983-84) | 141 | 550 | 209 | .380 |
| 12. Rick Morris (1985-86) | 126 | 477 | 178 | .373 |
| 13. Anthony Manahan (1988-90) | 154 | 580 | 213 | .367 |
| 14. Alvin Davis (1979-82) | 215 | 690 | 250 | .362 |
| John Regoli (1959-60) | 86 | 327 | 118 | .362 |
| Travis Buck (2003-05) | 192 | 752 | 272 | .362 |
| 17. Jacob Cruz (1992-94) | 151 | 543 | 196 | .361 |
| 18. Antone Williamson (1992-94) | 185 | 739 | 264 | .357 |
| 19. Alan Bannister (1970-72) | 171 | 634 | 225 | .355 |
| Steve Michael (1977-78) | 122 | 409 | 145 | .355 |

BEST SLUGGING PERCENTAGE (MIN. 250 AT-BATS)

| Player | G | AB | H | Bases | PCT. |
|-------------------------------|-----|-----|-----|-------|------|
| 1. Mitch Jones (1999-2000) | 109 | 405 | 141 | 296 | .731 |
| 2. Bob Horner (1976-78) | 186 | 683 | 262 | 492 | .720 |
| 3. Rick Morris (1985-86) | 126 | 477 | 178 | 325 | .681 |
| 4. Roger Schmuck (1970-71) | 112 | 420 | 160 | 273 | .650 |
| 5. Jeremy West (2001-03) | 168 | 550 | 194 | 356 | .647 |
| 6. Todd Brown (1983-85) | 119 | 452 | 160 | 292 | .646 |
| 7. Oddibe McDowell (1983-84) | 141 | 550 | 209 | 354 | .644 |
| 8. Hubie Brooks (1977-78) | 131 | 497 | 197 | 317 | .638 |
| 9. Andrew Beinbrink (1996-99) | 231 | 863 | 318 | 547 | .634 |
| 10. Chris Johnston (1981-82) | 114 | 375 | 121 | 235 | .627 |
| 11. Luis Medina (1984-85) | 111 | 434 | 147 | 270 | .622 |
| 12. Barry Bonds (1983-85) | 196 | 711 | 247 | 438 | .616 |
| 13. Jim Austin (1989-91) | 179 | 684 | 232 | 420 | .614 |

| | | | | | |
|-------------------------------|-----|-----|-----|-----|------|
| 14. Dan McKinley (1995-97) | 164 | 647 | 252 | 395 | .611 |
| 15. Alan Bannister (1970-72) | 171 | 634 | 225 | 387 | .610 |
| 16. Mike Kelly (1989-91) | 191 | 724 | 254 | 439 | .606 |
| Casey Myers (1998-2001) | 219 | 815 | 313 | 494 | .606 |
| 18. Paul Ray Powell (1968-69) | 104 | 363 | 126 | 219 | .604 |

BEST EARNED RUN AVERAGE (MIN. 150 IP)

| Player | G | IP | H | R | ER | ERA |
|------------------------------|----|-------|-----|-----|-----|------|
| 1. Gary Gentry (1967) | 22 | 174.0 | 108 | 38 | 22 | 1.14 |
| 2. Larry Gura (1967-69) | 50 | 292.0 | 198 | 72 | 51 | 1.57 |
| 3. Jim Otten (1972-73) | 36 | 271.1 | 138 | 61 | 39 | 1.62 |
| 4. Eddie Bane (1971-72) | 62 | 379.1 | 257 | 80 | 69 | 1.64 |
| 5. Gary Graham (1961-63) | 32 | 178.0 | 146 | 74 | 36 | 1.82 |
| 6. Floyd Bannister (1974-76) | 61 | 396.2 | 296 | 115 | 83 | 1.88 |
| 7. Lerrin LaGrow (1968-69) | 24 | 155.0 | 115 | 42 | 34 | 1.97 |
| 8. Jeff Pentland (1966-68) | 54 | 256.2 | 291 | 109 | 89 | 2.24 |
| Sterling Slaughter (1961-63) | 53 | 248.2 | 211 | 103 | 63 | 2.24 |
| 10. Craig Swan (1969-72) | 67 | 457.2 | 354 | 139 | 114 | 2.25 |
| 11. Sam Cook (1961-64) | 60 | 226.1 | 202 | 72 | 57 | 2.27 |
| 12. Jim Crawford (1969-72) | 73 | 339.2 | 319 | 145 | 104 | 2.34 |
| 13. Greg Cochran (1972-75) | 40 | 213.0 | 160 | 79 | 57 | 2.41 |

BEST WINNING PERCENTAGE (MIN. 15 DECISIONS)

| Player | G | W | L | PCT. |
|-------------------------------|----|----|---|------|
| 1. Jim Otten (1972-75) | 36 | 24 | 1 | .960 |
| 2. John Pavlik (1964-66) | 38 | 22 | 1 | .956 |
| 3. Lerrin LaGrow (1968-69) | 24 | 19 | 1 | .950 |
| 4. Greg Cochran (1972-75) | 40 | 18 | 1 | .947 |
| 5. Gary Gentry (1967) | 22 | 17 | 1 | .945 |
| 6. Don Hanna (1976) | 21 | 15 | 1 | .938 |
| 7. Eddie Bane (1971-73) | 62 | 40 | 4 | .909 |
| 8. Sam Cook (1961-64) | 60 | 25 | 3 | .894 |
| 9. John Poloni (1973-75) | 35 | 23 | 3 | .885 |
| 10. Randy Newman (1981-82) | 41 | 15 | 2 | .882 |
| 11. Craig Swan (1969-72) | 67 | 47 | 9 | .875 |
| 12. Mike Hansen (1970-71) | 33 | 13 | 2 | .867 |
| 13. Floyd Bannister (1974-76) | 61 | 38 | 6 | .864 |



Kevin Romine



Floyd Bannister



Sterling Slaughter



Dan Rumsey

Pitching/Attendance

PERFECT GAMES (1)

March 2, 1973 Eddie Bane vs. Cal St.-Northridge (ASU 9-0)

NO-HITTERS (7)

Feb. 2, 1993 Kevin Rawlitz vs. Southern Utah (ASU 7-0)
 March 19, 1988 Brian Dodd vs. Tennessee (ASU 9-0)
 March 16, 1976 Mitch Dean vs. Texas (ASU 6-0)
 March 30, 1970 Ken Hansen vs. Oklahoma (ASU 5-0)
 April 8, 1967 Jeff Pentland vs. Wyoming, 7 innings (ASU 1-0)
 May 11, 1962 Harley Anderson vs. New Mexico St. (ASU 3-0)
 March 23, 1961 Sam Cook vs. Utah St., 7 innings (ASU 7-0)

ONE-HITTERS (26)

Jan. 24, 1999 Drew Friedberg vs. Hawaii-Hilo (ASU 10-0)
 Jan. 31, 1998 Colin Call, Robby Milner, Chuck Crumpton, Richy Leon vs. Hawaii-Hilo (ASU 5-1)
 April 10, 1996 Gabe Molina, Richy Leon, Kaipo Spenser, Ryan Bradley vs. Southern Utah (ASU 10-1)
 March 27, 1996 Jason Bond, Gabe Molina, Jason Verdugo, Richy Leon vs. Portland State (ASU 12-0)
 April 22, 1994 Billy Neal vs. California (ASU 11-1)
 March 19, 1994 Billy Neal vs. Michigan, 7 innings (ASU 8-1)
 March 16, 1994 Jason Ruskey vs. UNLV, 8 innings (ASU 6-0)
 Feb. 27, 1991 Gary Tatterson vs. Rice (ASU 10-0)
 Jan. 29, 1989 Brian Dodd vs. UC-Riverside, 7 innings (ASU 4-1)
 Feb. 1, 1986 Mike Thorpe vs. Cal Poly-Pomona, 7 innings (ASU 7-0)
 Feb. 11, 1984 Jose Rodiles vs. New Mexico (ASU 5-2)
 June 5, 1983 Doug Henry vs. Maine in CWS (ASU 7-0)
 April 9, 1983 Gilbert Villanueva, Jim Jefferson vs. Arizona (ASU 3-2)
 May 6, 1975 John Poloni, Jim Peterson, Rex Brewster, Tom Vander Meersche vs. NAU (ASU 6-1)
 April 12, 1975 Greg Cochran vs. UTEP, 7 innings (ASU 12-0)
 March 21, 1975 Floyd Bannister vs. USC (ASU 8-0)
 Feb. 22, 1975 John Poloni vs. UC-Irvine (ASU 8-0)
 March 7, 1970 Craig Swan vs. San Fernando St. (ASU 1-0)
 April 4, 1968 Ken Hansen vs. New Mexico (ASU 8-1)
 June 2, 1967 Tom Burgess vs. Air Force (ASU 6-0)
 May 14, 1965 John Pavlik vs. Arizona (ASU 6-0)
 April 16, 1965 Ron Lea vs. Wyoming (ASU 8-0)
 March 18, 1963 Sterling Slaughter vs. Colorado St. (ASU 7-0)
 April 18, 1961 Mike Tatum vs. Cal St. (LA), 7 innings (ASU 6-0)
 March 14, 1961 Harley Anderson, Gary Graham vs. Grand Canyon, 7 innings (ASU 11-1)
 April 25, 1959 Joe Kostyk vs. San Diego, NTC (ASU 11-1)

TWO-HITTERS (31)

(complete games only)

Jan. 23, 1999 Will Waldrip vs. Hawaii-Hilo (ASU 3-0)
 Jan. 31, 1998 Jay Gehrke vs. Hawaii-Hilo, 7 innings (ASU 13-2)
 Feb. 17, 1995 Billy Neal vs. San Francisco (ASU 5-0)
 May 1, 1991 Doug Newstrom vs. UNLV (ASU 13-2)
 March 31, 1990 Sean Rees vs. Florida St. (ASU 9-0)
 April 20, 1987 Mike Schwabe vs. New Mexico St. (ASU 8-1)
 April 29, 1986 Royal Clayton vs. UNLV, 7 innings (ASU 7-2)
 March 16, 1978 Jerry Vasquez vs. Eastern Michigan (ASU 6-3)
 March 11, 1978 Floyd Bannister vs. Oklahoma St. (ASU 4-0)
 April 18, 1975 Floyd Bannister vs. Arizona (ASU 9-1)
 Feb. 22, 1975 Greg Cochran vs. UC-Irvine, 7 innings (ASU 5-1)
 June 14, 1972 Craig Swan vs. Temple (ASU 1-0)
 April 1, 1972 Jim Crawford vs. LaVerne, 7 innings (ASU 5-0)
 March 18, 1972 Jim Otten vs. Northern Colorado, 7 innings (ASU 4-0)
 March 9, 1972 Eddie Bane vs. Chapman (ASU 1-0)
 May 9, 1971 Eddie Bane vs. New Mexico (ASU 9-2)
 March 13, 1971 Craig Swan vs. Chapman (ASU 3-0)
 April 4, 1970 Ken Hansen vs. Wisconsin (ASU 1-0)
 April 25, 1969 Larry Gura vs. New Mexico (ASU 2-1)
 April 19, 1969 Ken Hansen vs. Texas-El Paso (ASU 11-0)
 March 26, 1969 Craig Swan vs. Cal Poly-SLO (ASU 5-0)
 March 23, 1968 Larry Gura vs. Michigan (ASU 4-0)
 March 19, 1968 Lerrin LaGrow vs. Southern Illinois (ASU 4-0)
 March 18, 1968 Larry Gura vs. Southern Illinois (ASU 8-0)
 April 15, 1967 Gary Gentry vs. Arizona (ASU 3-0)
 March 28, 1967 Gary Gentry vs. Oklahoma (ASU 1-0)
 March 18, 1967 Gary Gentry vs. Colorado State College (ASU 11-0)
 June 12, 1964 Skip Hancock vs. Mississippi (ASU 5-0)
 March 7, 1964 Skip Hancock vs. Cal St.-LA (ASU 5-0)
 March 17, 1962 Pete Lovrich vs. Cal St.-LA (ASU 4-1)
 March 27, 1961 Sterling Slaughter vs. Wyoming (ASU 7-0)

SUN DEVILS ATTENDANCE RECORDS

National Leader (year): 1984 (163,374)
 Largest Total Season: 223,506—1988
 Largest Total Season (excluding CWS): 207,617—1984
 Largest Total Home Season: 163,374—1984
 Largest Total Home Season (excluding regional): 147,338—1984
 Largest Total Home Conference Season: 71,266—1990
 Largest Average Total Season: 3,487—1978
 Largest Average Total Season (excluding CWS): 2,947—1984
 Largest Average Home Season: 3,349—1984
 Largest Average Conference Season: 3,781—1978
 Largest Average Home Conference Season: 5,029—1982
 Largest Single Game: 27,452—June 22, 2005, vs. Florida at Omaha, Neb. (ASU 6, UF 1)
 Largest College World Series Game: 27,452—June 22, 2005, vs. Florida at Omaha, Neb. (ASU 6, UF 1)
 Largest Exhibition Game: 21,000—March 21, 1978, vs. Tokai at Kawasaki, Japan (ASU 14, Tokai 0)
 Largest Regional Game: 9,224—May 29, 1978, vs. Gonzaga at Tempe (ASU 11, Gonzaga 4)
 Largest Home Game: 9,387—Feb. 28, 1982, vs. Arizona (ASU 9, Arizona 5)
 Largest Regular-Season Road Game: 10,619—May 13, 1978, vs. Arizona at Tucson (ASU 11, Arizona 6)
 Largest Regular-Season Conference Road Game: 10,619—May 13, 1978, vs. Arizona at Tucson (ASU 11, Arizona 6)
 Largest Regular-Season Nonconference Road Game: 7,782—Feb. 10, 1990, vs. Texas in Austin (Texas 11, ASU 4)
 Largest Home Series: 24,734—3 games vs. Arizona, Feb. 26-28, 1982, at Tempe
 Largest Road Series: 25,440—3 games vs. Arizona, May 8-10, 1980, at Tucson

SUN DEVILS ATTENDANCE YEAR-BY-YEAR (1989-2005)

| Year | Home Att. | Home Games | Home Avg. | NCAA (Avg.) |
|------|-----------|------------|-----------|-------------|
| 2005 | 84,933 | 32 | 2,654 | 20 |
| 2004 | 90,249 | 34 | 2,654 | 21 |
| 2003 | 113,580 | 40 | 2,840 | 13 |
| 2002 | 83,165 | 37 | 2,248 | 20 |
| 2001 | 93,732 | 34 | 2,757 | 10 |
| 2000 | 110,821 | 41 | 2,703 | 14 |
| 1999 | 73,796 | 34 | 2,170 | 16 |
| 1998 | 65,447 | 28 | 2,337 | --- |
| 1997 | 93,735 | 36 | 2,604 | --- |
| 1996 | 105,669 | 36 | 2,935 | --- |
| 1995 | 73,379 | 37 | 1,983 | --- |
| 1994 | 46,902 | 31 | 1,513 | --- |
| 1993 | 56,833 | 42 | 1,353 | --- |
| 1992 | 67,093 | 33 | 2,033 | --- |
| 1991 | 80,174 | 37 | 2,166 | --- |
| 1990 | 111,083 | 40 | 2,777 | --- |
| 1989 | 86,219 | 33 | 2,612 | --- |

Attendance marks vary throughout the years due to various record keeping

TOP 10 OVERALL ATTENDANCES

| Date | Attend. | Site | Opponent | Score |
|------------------|---------|-------|----------------|----------|
| 1. June 22, 2005 | 27,452 | Omaha | Florida | 6-1 |
| 2. June 19, 2005 | 26,813 | Omaha | Tennessee | 4-2 |
| 3. June 21, 2005 | 26,220 | Omaha | Nebraska | 8-7 |
| 4. June 17, 2005 | 24,904 | Omaha | Nebraska | 3-5 |
| 5. May 31, 1998 | 24,740 | Omaha | Miami | 9-2 |
| 6. June 6, 1998 | 24,456 | Omaha | USC | 14-21 |
| 7. May 25, 1998 | 21,035 | Omaha | Florida St. | 11-10 |
| 8. June 3, 1998 | 19,002 | Omaha | Long Beach St. | 14-4 |
| 9. June 9, 1994 | 17,494 | Omaha | Oklahoma | 1-6 |
| 10. June 6, 1994 | 16,770 | Omaha | Oklahoma | 3-4 (10) |

TOP 10 ATTENDANCES (excluding College World Series)

| Date | Attend. | Site | Opponent | Score |
|-------------------|---------|---------|----------|----------|
| 1. May 13, 1978 | 10,619 | Tucson | Arizona | 11-6 |
| 2. Feb. 28, 1982 | 9,387 | Tempe | Arizona | 9-5 |
| 3. May 29, 1978 | 9,224 | Tempe | Gonzaga | 11-4 |
| 4. April 18, 1975 | 9,118 | Tucson | Arizona | 9-1 |
| 5. May 9, 1974 | 9,077 | Tucson | Arizona | 3-14 |
| 6. May 13, 1976 | 9,024 | Tucson | Arizona | 2-1 |
| 7. April 22, 1972 | 8,716 | Phoenix | Arizona | 3-2 (11) |
| 8. May 9, 1975 | 8,685 | Tempe | Arizona | 8-4 |
| 9. April 10, 1976 | 8,482 | Tempe | Arizona | 6-5 |
| 10. May 8, 1975 | 8,345 | Tempe | Arizona | 0-7 |

DEMARINI. THE OFFICIAL BASEBALL BAT OF ARIZONA STATE UNIVERSITY.



2006 DEMARINI VEXXUM
2006 DEMARINI VOODOO



DEMARINI
DEMARINI.COM

SUN DEVIL BASEBALL 2006

NCAA CHAMPIONS: 1965, 1967, 1969, 1977, 1981

Opponents PAC-10 CONFERENCE

ARIZONA

APR. 2 (5 P.M.) AT CHASE FIELD, MAY 2 (7 P.M.) AT PACKARD STADIUM AT BROCK BALLPARK, MAY 19-21 (7 P.M., 6 P.M., 12 P.M.) IN TUCSON, ARIZ.

GENERAL INFORMATION:

Location: Tucson, Ariz.
Enrollment: 35,400
President: Dr. Peter Likins
Athletic Director: Jim Livengood
Nickname: Wildcats
Colors: Cardinal and Navy

BASEBALL INFORMATION:

Home Field: Kindall Field at Saneet Park (6,500)
Head Coach: Andy Lopez (UCLA, 1975)
Record at Arizona: 114-96-1 (4 years)
Career Record: 828-513-7 (23 years)
Assistant Coaches: Mark Wasikowski, Andy Diver, Josh Bendick
Baseball Office Phone: (520) 621-4102

2005 Record: 39-21
2005 Pac-10 Record (Finish): 17-7 (2nd)
2005 Postseason: NCAA Regional
Position Starters Returning/Lost: 3/6
Pitchers Returning/Lost: 5/5
Lettermen Returning/Lost: 12/8
All-Time Series vs. ASU: Arizona leads, 223-189 (1907-2005)

SPORTS INFORMATION:

Baseball SID: Matt Rector
SID Office Phone: (520) 621-0914
Press Box Phone: (520) 621-4440
SID Fax: (520) 621-2681
SID E-Mail: mjrector@email.arizona.edu
Athletics Website: www.arizonaathletics.com



Andy Lopez



2006 SCHEDULE:

| | | |
|--------------------------------------------|--------------------------------------------|---------------------------|
| Feb. 3-5 | Loyola Marymount | 6 p.m., 1 p.m., 12 p.m. |
| Feb. 10-12 | at UC Riverside | 5 p.m., 1 p.m., 1 p.m. |
| Feb. 17-19 | New Mexico | 4 p.m. |
| Feb. 18-20 | at UT Pan American | 7 p.m., 5 p.m., 1 p.m. |
| Feb. 24-26 | LaSalle | 4 p.m., 4 p.m., 12 p.m. |
| Feb. 25-27 | UC Riverside | 4 p.m., 1 p.m., 12 p.m. |
| Mar. 3-5 | at Dairy Queen Classic (Minneapolis, Minn) | |
| —Arizona, Minnesota, Nebraska, Notre Dame— | | |
| Mar. 10-12 | at Mississippi State | 4 p.m., 2 p.m., 1:30 p.m. |
| Mar. 17-19 | CS Fullerton | 7 p.m., 6 p.m., 12 p.m. |
| Mar. 25-26 | UC Irvine | 6 p.m., 12 p.m. |
| Mar. 30-Apr. 1 | at California* | 2 p.m., 2 p.m., 1 p.m. |
| Apr. 2 | vs. Arizona State (Chase Field) | 5 p.m. |
| Apr. 7-9 | at Oregon State* | 5 p.m., 1 p.m., 1 p.m. |
| Apr. 13-15 | UCLA* | 7 p.m., 6 p.m., 12 p.m. |
| Apr. 18 | at New Mexico | 12 p.m. |
| Apr. 21-23 | Stanford* | 7 p.m., 6 p.m., 12 p.m. |
| Apr. 25-26 | Southern Utah | 6 p.m., 1 p.m. |
| Apr. 28-30 | at Washington* | 6:30 p.m., 2 p.m., 1 p.m. |
| May 2 | at Arizona State | 6 p.m. |
| May 5-7 | UNLV | 7 p.m., 6 p.m., 12 p.m. |
| May 13-15 | Washington State* | 7 p.m., 6 p.m., 12 p.m. |
| May 19-21 | Arizona State* | 7 p.m., 6 p.m., 12 p.m. |
| May 26-28 | at USC* | 6 p.m., 1 p.m., 1 p.m. |

CALIFORNIA

MAY 26-28 (7 P.M., 6 P.M., 1 P.M.), PACKARD STADIUM AT BROCK BALLPARK

GENERAL INFORMATION:

Location: Berkeley, Calif.
Enrollment: 33,145
Chancellor: Dr. Robert Berdahl
Athletic Director: Sandy Barbour
Nickname: Golden Bears
Colors: Blue and Gold

BASEBALL INFORMATION:

Home Field: Evans Diamond (2,500)
Head Coach: David Esquer (Stanford, 1987)
Record at California: 175-161 (6 years)
Career Record: same
Assistant Coaches: Dan Hubbs, Jon Zuber
Baseball Office Phone: (510) 643-6006

2005 Record: 34-23
2005 Pac-10 Record (Finish): 13-11 (5th)
2005 Postseason: N/A
Lettermen Returning/Lost: 14/8
All-Time Series vs. ASU: ASU leads, 93-54

SPORTS INFORMATION:

Baseball SID: Scott Ball
SID Office Phone: (510) 643-1741
Press Box Phone: (510) 642-3098
SID Fax: (510) 643-7778
SID E-Mail: sball@uclink4.berkeley.edu
Athletics Website: www.calbears.com



David Esquer



2006 SCHEDULE:

| | | |
|----------------|----------------------|---------------------------|
| Feb. 3-5 | at UC Irvine | 6 p.m., 6 p.m., 1 p.m. |
| Feb. 7 | San Francisco | 2 p.m. |
| Feb. 10-12 | Long Beach State | 1:30 p.m., 1 p.m., 1 p.m. |
| Feb. 14 | at UC Davis | 2 p.m. |
| Feb. 17-19 | at Baylor | 6 p.m., 3 p.m., 1 p.m. |
| Feb. 24-26 | UC Santa Barbara | 1:30 p.m., 1 p.m., 1 p.m. |
| Feb. 28 | Sacramento State | 2 p.m. |
| Mar. 3-5 | Stanford | 2 p.m., 1 p.m., 1 p.m. |
| Mar. 7 | Georgetown | 2 p.m. |
| Mar. 10-12 | at UNLV | 6 p.m., 2 p.m., 1 p.m. |
| Mar. 14 | Saint Mary's | 2 p.m. |
| Mar. 17 | Pacific | 2 p.m. |
| Mar. 18 | at Pacific | 1 p.m. |
| Mar. 19 | Pacific | 1 p.m. |
| Mar. 24-26 | Washington* | 2 p.m., 1 p.m., 1 p.m. |
| Mar. 28 | at Sacramento State | 2 p.m. |
| Mar. 30-Apr. 1 | Arizona* | 2 p.m., 2 p.m., 1 p.m. |
| Apr. 7-9 | at USC* | 7 p.m., 1 p.m., 1 p.m. |
| Apr. 11 | Hawaii | 2 p.m. |
| Apr. 13-15 | at Washington State* | 6 p.m., 2 p.m., 1 p.m. |
| Apr. 18 | UC Davis | 2:30 p.m. |
| Apr. 21-23 | Oregon State* | 2:30 p.m., 1 p.m., 1 p.m. |
| Apr. 25 | at San Francisco | 3 p.m. |
| Apr. 28-30 | UCLA* | 2:30 p.m., 1 p.m., 1 p.m. |
| May 2 | at Saint Mary's | 2 p.m. |
| May 5-7 | at Stanford* | 6 p.m., 1 p.m., 1 p.m. |
| May 26-28 | at Arizona State* | 7 p.m., 6 p.m., 1 p.m. |

SUN DEVIL CAREER STATS VS. ARIZONA

| Player | AVG. | G | AB | R | H | RBI | 2B | 3B | HR | SB |
|------------|------|----|----|---|----|-----|----|----|----|----|
| Curtis | .303 | 10 | 33 | 2 | 10 | 4 | 1 | 0 | 0 | 2 |
| Dhaenens | .235 | 8 | 17 | 2 | 4 | 1 | 0 | 0 | 0 | 0 |
| Persichina | .368 | 7 | 19 | 4 | 7 | 4 | 0 | 0 | 0 | 0 |
| Sierra | .200 | 5 | 10 | 1 | 2 | 0 | 0 | 0 | 0 | 0 |
| Zinicola | .214 | 10 | 28 | 3 | 6 | 3 | 0 | 0 | 0 | 0 |

| Player | ERA | W-L | SV | G | IP | H | R | ER | BB | SO |
|-----------|------|-----|----|---|------|----|----|----|----|----|
| Bordes | 9.22 | 1-2 | 0 | 6 | 13.2 | 13 | 15 | 14 | 11 | 14 |
| Bresnehan | 7.16 | 0-0 | 1 | 8 | 16.1 | 17 | 13 | 13 | 9 | 22 |
| Zinicola | 3.86 | 0-0 | 2 | 4 | 7.0 | 7 | 3 | 3 | 4 | 10 |

SUN DEVIL CAREER STATS VS. CALIFORNIA

| Player | AVG. | G | AB | R | H | RBI | 2B | 3B | HR | SB |
|------------|------|---|----|---|---|-----|----|----|----|----|
| Curtis | .375 | 6 | 24 | 3 | 9 | 2 | 2 | 0 | 0 | 1 |
| Dhaenens | .333 | 6 | 24 | 3 | 8 | 3 | 1 | 0 | 0 | 1 |
| Persichina | .143 | 5 | 14 | 2 | 2 | 1 | 1 | 0 | 0 | 0 |
| Sierra | .333 | 3 | 9 | 3 | 3 | 1 | 0 | 0 | 0 | 0 |
| Zinicola | .429 | 4 | 7 | 1 | 3 | 3 | 2 | 0 | 0 | 0 |

| Player | ERA | W-L | SV | G | IP | H | R | ER | BB | SO |
|-----------|------|-----|----|---|------|----|---|----|----|----|
| Bordes | 8.10 | 1-0 | 0 | 4 | 6.2 | 11 | 6 | 6 | 4 | 1 |
| Bresnehan | 6.52 | 0-1 | 0 | 3 | 9.2 | 17 | 8 | 7 | 4 | 5 |
| Zinicola | 5.06 | 1-0 | 0 | 2 | 10.2 | 12 | 6 | 6 | 4 | 8 |

OREGON STATE

FEB. 11 (3 P.M.) IN SURPRISE, ARIZ., MAY 12-14 (7 P.M., 6 P.M., 1 P.M.), AT PACKARD STADIUM AT BROCK BALLPARK

GENERAL INFORMATION:

Location: Corvallis, Ore.
 Enrollment: 19,000
 President: Dr. Edward Ray
 Athletic Director: Bob De Carolis
 Nickname: Beavers
 Colors: Orange and Black

BASEBALL INFORMATION:

Home Field: Coleman Field (2,000)
 Head Coach: Pat Casey (George Fox, 1990)
 Record at OSU: 341-237-4 (11 years)
 Career Record: 512-350-5 (18 years)
 Assistant Coaches: Dan Spencer, Marty Lees, David Wong
 Baseball Office Phone: (541) 737-2825

2005 Record: 46-12
 2005 Pac-10 Record (Finish): 19-5 (1st)
 2005 Postseason: CWS
 Position Starters Returning/Lost: 6/2
 Pitchers Returning/Lost: 6/2
 Lettermen Returning/Lost: 20/11
 All-Time Series vs. ASU: ASU leads, 29-13

SPORTS INFORMATION:

Baseball SID: Kip Carlson
 SID Office Phone: (541) 737-7472
 Press Box Phone: (541) 737-7475
 SID Fax: (541) 737-3072
 SID E-Mail: kip.carlson@orst.edu
 Athletics Website: www.osubeavers.com



Pat Casey



2006 SCHEDULE:

Feb. 10-12 at Coca-Cola Classic (Surprise, Ariz.)
 —OSU, ASU, Gonzaga, Nevada—
 Feb. 17-19 at Pepperdine 2 p.m., 1 p.m., 1 p.m.
 Feb. 23-26 at Sac. St./UC Davis Tournament (No. Calif.)
 —OSU, Sac. St., UC Davis, BYU, St. Mary's—
 Mar. 3-5 Nevada 3 p.m., 1 p.m., 12 p.m.
 Mar. 7 at Portland TBA
 Mar. 10-12 at New Mexico TBA
 Mar. 17-19 at USC* 6 p.m., 1 p.m., 12 p.m.
 Mar. 24-26 Utah Valley State 5 p.m., 1 p.m., 1 p.m.
 Mar. 28 at Pacific 2 p.m.
 Mar. 29 at San Francisco 2 p.m.
 Apr. 7-9 Arizona* 5 p.m., 1 p.m., 1 p.m.
 Apr. 11 Portland TBA
 Apr. 13-15 Stanford* 5 p.m., 5 p.m., 12 p.m.
 Apr. 21-23 at California* TBA
 Apr. 25 at Portland 2 p.m.
 Apr. 27 Cal Poly 5 p.m.
 Apr. 28 New Mexico 5 p.m.
 Apr. 29 Cal Poly 4 p.m.
 Apr. 30 New Mexico 1 p.m.
 May 5-7 Washington* 5 p.m., 1 p.m., 1 p.m.
 May 12-14 at Arizona State* 7 p.m., 6 p.m., 1 p.m.
 May 19-21 at Washington State* TBA
 May 23 Portland 5 p.m.
 May 26-28 UCLA* 5 p.m., 1 p.m., 1 p.m.

STANFORD

APRIL 28-30 (6 P.M., 1 P.M., 1 P.M.) AT STANFORD, CALIF.

GENERAL INFORMATION:

Location: Stanford, Calif.
 Enrollment: 14,454
 President: John Hennessy
 Interim Athletic Director: Bill Walsh
 Nickname: Cardinal
 Colors: Cardinal and White

BASEBALL INFORMATION:

Home Field: Sunken Diamond (4,000)
 Head Coach: Mark Marquess (30 years)
 Record at Stanford: 1,224-590-5
 Career Record: Same
 Associate Head Coach: Dean Stolz,
 Assistant Coaches: Tom Kunis, Dave Nakama
 Baseball Office Phone: (650) 723-4528

2005 Record: 34-25
 2005 Pac-10 Record (Finish): 12-12 (T-6th)
 2005 Postseason: NCAA Regionals
 Position Starters Returning/Lost: 6/2
 Pitchers Returning/Lost: 9/2
 Lettermen Returning/Lost: 15/10
 All-Time Series vs. ASU: ASU leads 81-80

SPORTS INFORMATION:

Baseball SID: Kyle McRae
 SID Office Phone: (650) 725-2959
 Press Box Phone: (650) 723-4629
 SID Fax: (650) 725-2957
 SID E-Mail: kyle.mcr@stanford.edu
 Athletics Website: www.gostanford.com



Mark Marquess



2006 SCHEDULE:

Feb. 3-5 CS Fullerton 5 p.m., 1 p.m., 1 p.m.
 Feb. 10-12 Kansas 5 p.m., 1 p.m., 11 a.m.
 Feb. 17-19 Texas 5 p.m., 1 p.m., 11 a.m.
 Feb. 20 Nevada 1 p.m.
 Feb. 24-26 at Fresno State 6:35 p.m., 1 p.m., 1 p.m.
 Mar. 3-5 at California 2 p.m., 1 p.m., 1 p.m.
 Mar. 7 at San Jose State 6 p.m.
 Mar. 10-12 at USC 6 p.m., 1 p.m., 1 p.m.
 Mar. 25-27 Washington State* 1 p.m., 1 p.m., 11 a.m.
 Mar. 31-Apr. 2 USC* 6 p.m., 1 p.m., 1 p.m.
 Apr. 4 Sacramento State 6 p.m.
 Apr. 5 at Pacific 2 p.m.
 Apr. 10 at Santa Clara 6 p.m.
 Apr. 11 San Francisco 6 p.m.
 Apr. 13-15 at Oregon State* 5 p.m., 5 p.m., 12 p.m.
 Apr. 18 at Sacramento State 2:30 p.m.
 Apr. 21-23 at Arizona* 7 p.m., 6 p.m., 12 p.m.
 Apr. 25 Santa Clara 6 p.m.
 Apr. 28-30 Arizona State* 6 p.m., 6 p.m., 1 p.m.
 May 2 San Jose State 1 p.m.
 May 5-7 California* 6 p.m., 1 p.m., 1 p.m.
 May 9 at Santa Clara 6 p.m.
 May 12-14 at Washington* 6:30 p.m., 2 p.m., 1 p.m.
 May 16 Santa Clara 6 p.m.
 May 19-21 at UCLA* 6 p.m., 2 p.m., 1 p.m.
 May 23 Pacific 6 p.m.
 May 26 UC Davis 6 p.m.
 May 27 at UC Davis 2 p.m.

| SUN DEVIL CAREER STATS VS. OREGON STATE | | | | | | | | | | |
|-----------------------------------------|------|---|----|---|---|-----|----|----|----|----|
| Player | AVG. | G | AB | R | H | RBI | 2B | 3B | HR | SB |
| Curtis | .240 | 7 | 25 | 3 | 6 | 3 | 1 | 0 | 0 | 2 |
| Dhaenens | .200 | 4 | 10 | 1 | 2 | 0 | 0 | 0 | 0 | 1 |
| Persichina | .200 | 5 | 10 | 2 | 2 | 1 | 0 | 0 | 0 | 0 |
| Sierra | .167 | 4 | 12 | 1 | 2 | 3 | 1 | 0 | 0 | 0 |
| Zinicola | .263 | 7 | 19 | 3 | 5 | 4 | 2 | 0 | 1 | 0 |

| Player | ERA | W-L | SV | G | IP | H | R | ER | BB | SO |
|-----------|------|-----|----|---|------|----|----|----|----|----|
| Bordes | 3.21 | 1-1 | 0 | 5 | 14.0 | 14 | 10 | 5 | 5 | 11 |
| Bresnehan | 4.05 | 0-1 | 0 | 2 | 6.2 | 8 | 4 | 3 | 1 | 8 |
| Zinicola | 0.00 | 0-0 | 3 | 3 | 5.1 | 1 | 0 | 0 | 3 | 6 |

| SUN DEVIL CAREER STATS VS. STANFORD | | | | | | | | | | |
|-------------------------------------|------|---|----|---|---|-----|----|----|----|----|
| Player | AVG. | G | AB | R | H | RBI | 2B | 3B | HR | SB |
| Curtis | .250 | 5 | 16 | 3 | 4 | 2 | 1 | 0 | 0 | 2 |
| Dhaenens | .313 | 5 | 16 | 3 | 5 | 2 | 0 | 0 | 0 | 0 |
| Persichina | .222 | 5 | 10 | 1 | 2 | 5 | 1 | 1 | 0 | 1 |
| Sierra | .167 | 2 | 6 | 0 | 1 | 1 | 0 | 0 | 0 | 0 |
| Zinicola | .333 | 6 | 9 | 2 | 3 | 1 | 1 | 0 | 0 | 0 |

| Player | ERA | W-L | SV | G | IP | H | R | ER | BB | SO |
|-----------|-------|-----|----|---|-----|---|---|----|----|----|
| Bordes | 12.27 | 0-0 | 0 | 5 | 3.2 | 6 | 5 | 5 | 3 | 0 |
| Bresnehan | 6.75 | 0-0 | 0 | 2 | 6.1 | 9 | 3 | 3 | 4 | 6 |
| Zinicola | 4.70 | 0-0 | 1 | 4 | 7.2 | 7 | 4 | 4 | 3 | 7 |

continued

SUN DEVIL BASEBALL 2006

NCAA CHAMPIONS: 1965, 1967, 1969, 1977, 1981

Opponents continued

UCLA

APRIL 21-23 (6 P.M., 2 P.M., 1 P.M.) IN LOS ANGELES, CALIF.

GENERAL INFORMATION:

Location: Los Angeles, Calif.
Enrollment: 36,890
Chancellor: Dr. Albert Carnesale
Athletic Director: Dan Guerrero
Nickname: Bruins
Colors: Blue and Gold

BASEBALL INFORMATION:

Home Field: Jackie Robinson Stadium (1,250)
Head Coach: John Savage (Santa Clara, '91)
Record at UCLA: 15-41 (1 year)
Career Record: 103-125-1 (4 years)
Assistant Coaches: Pat Shine, Brian Green, Matt Jones
Baseball Office Phone: (310) 794-8210

2005 Record: 15-41
2005 Pac-10 Record (Finish): 4-20 (8th)
2005 Postseason: N/A
Position Starters Returning/Lost: 6/3
All-Time Series vs. ASU: ASU leads, 99-58

SPORTS INFORMATION:

Baseball SID: Julian Temblador
SID Office Phone: (310) 206-47870
Press Box Phone: (310) 794-8213
SID Fax: (310) 825-8664
SID E-Mail: jtemblador@athletics.ucla.edu
Athletics Website: www.uclabruins.com



John Savage



2006 SCHEDULE:

| | | |
|----------------|---------------------|---------------------------|
| Feb. 3-5 | Fresno State | 6 p.m., 4 p.m., 1 p.m. |
| Feb. 10-12 | Miami | 6 p.m., 2 p.m., 1 p.m. |
| Feb. 14 | UC Riverside | 6 p.m. |
| Feb. 17-19 | at Pacific | 2 p.m., 1 p.m., 1p.m. |
| Feb. 21 | Pepperdine | 6 p.m. |
| Feb. 24 | CS Fullerton | 6 p.m. |
| Feb. 25-26 | at CS Fullerton | 6 p.m., 1 p.m. |
| Feb. 28 | at Long Beach State | 6:30 p.m. |
| Mar. 3-5 | at NC State | 4 p.m, 7 p.m., 1 p.m. |
| Mar. 7 | at Pepperdine | 2 p.m. |
| Mar. 10-12 | Mississippi | 6 p.m., 2 p.m., 1 p.m. |
| Mar. 14 | UNLV | 6 p.m. |
| Mar 17-19 | San Diego State | 6 p.m., 2 p.m., 1 p.m. |
| Mar. 28 | at UC Riverside | 5 p.m. |
| Mar. 31-Apr. 2 | at Washington* | 6:30 p.m., 2 p.m., 1 p.m. |
| Apr. 4 | UC Irvine | 6 p.m. |
| Apr. 7-9 | Washington State* | 6 p.m., 2 p.m., 1 p.m. |
| Apr. 13-15 | at Arizona* | 7 p.m., 6 p.m., 12 p.m. |
| Apr. 18 | Long Beach State | 6 p.m. |
| Apr. 21-23 | Arizona State* | 6 p.m., 2 p.m., 1 p.m. |
| Apr. 25 | UC Santa Barbara | 6 p.m. |
| Apr. 28-30 | at California* | 2 p.m., 1 p.m., 1 p.m. |
| May 9 | at UC Santa Barbara | 2 p.m. |
| May 12-14 | USC* | 6 p.m., 2 p.m., 1 p.m. |
| May 16 | at UC Irvine | 6 p.m. |
| May 19-21 | Stanford* | 6 p.m., 2 p.m., 1 p.m. |
| May 26-28 | at Oregon State* | 5 p.m., 1 p.m., 12 p.m. |

SUN DEVIL CAREER STATS VS. UCLA

| Player | AVG. | G | AB | R | H | RBI | 2B | 3B | HR | SB |
|------------|------|---|----|---|---|-----|----|----|----|----|
| Curtis | .320 | 6 | 25 | 6 | 8 | 5 | 3 | 0 | 0 | 1 |
| Dhaenens | .400 | 5 | 15 | 4 | 6 | 3 | 0 | 0 | 0 | 4 |
| Persichina | .357 | 6 | 14 | 4 | 5 | 3 | 1 | 0 | 0 | 0 |
| Sterra | .600 | 3 | 15 | 4 | 9 | 4 | 1 | 0 | 0 | 1 |
| Zinicola | .333 | 4 | 6 | 2 | 2 | 3 | 1 | 0 | 0 | 0 |

| Player | ERA | W-L | SV | G | IP | H | R | ER | BB | SO |
|-----------|------|-----|----|---|-----|----|---|----|----|----|
| Bordes | 6.75 | 0-1 | 1 | 4 | 5.1 | 1 | 4 | 4 | 4 | 7 |
| Bresnehan | 9.45 | 0-0 | 0 | 2 | 6.2 | 11 | 7 | 7 | 1 | 7 |
| Zinicola | 4.91 | 2-1 | 0 | 3 | 7.1 | 6 | 4 | 4 | 5 | 8 |

USC

APRIL 13-15 (7 P.M., 7 P.M., 1 P.M.) AT PACKARD STADIUM AT BROCK BALLPARK

GENERAL INFORMATION:

Location: Los Angeles, Calif.
Enrollment: 30,000
President: Dr. Steven Sample
Athletic Director: Mike Garrett
Nickname: Trojans
Colors: Cardinal and Gold

BASEBALL INFORMATION:

Home Field: Dedeaux Field (2,500)
Head Coach: Mike Gillespie (USC, 1962)
Record at USC: 738-438-2 (19 years)
Career Record: Same
Assistant Coaches: Dave Lawn, Andy Nieto, Chad Kreuter
Baseball Office Phone: (213) 740-5762

2005 Record: 41-22
2005 Pac-10 Record (Finish): 15-9 (t-3rd)
2005 Postseason: NCAA Super Regional
Position Starters Returning/Lost: 7/2
Pitchers Returning/Lost: 8/6
Lettermen Returning/Lost: 20/9
All-Time Series vs. ASU: USC leads, 91-84

SPORTS INFORMATION:

Baseball SID: Jason Pommier
SID Office Phone: (213) 740-3807
Press Box Phone: (213) 748-3449
SID Fax: (213) 740-7584
SID E-Mail: pommier@usc.edu
Athletics Website: www.usctrojans.com



Mike Gillespie



2006 SCHEDULE:

| | | |
|----------------|-----------------------------------------------------------------------------|-------------------------|
| Feb. 3 | at Long Beach State | 6:30 p.m. |
| Feb. 4 | Long Beach State | 1 p.m. |
| Feb. 5 | at Long Beach State | 12 p.m. |
| Feb. 7 | at UC Riverside | 5 p.m. |
| Feb. 10-12 | Florida International | 6 p.m., 1 p.m., 1 p.m. |
| Feb. 14 | at UC Santa Barbara | 2 p.m. |
| Feb. 17-19 | USC/Public Storage Baseball Classic —USC, Kansas, Vanderbilt, San Diego— | |
| Feb. 21 | San Diego State | 6 p.m. |
| Feb. 24-26 | at Hawai'i | 7 p.m., 1 p.m., 1 p.m. |
| Feb. 28 | at San Diego State | 6 p.m. |
| Mar. 2-4 | Georgia | 6 p.m., 6 p.m., 1 p.m. |
| Mar. 7 | UC Irvine | 6 p.m. |
| Mar. 10-12 | Stanford | 6 p.m., 1 p.m., 1 p.m. |
| Mar. 17-19 | Oregon State* | 6 p.m., 1 p.m., 12 p.m. |
| Mar. 21 | at Loyola Marymount | 2 p.m. |
| Mar. 28 | Pepperdine | 6 p.m. |
| Mar. 31-Apr. 2 | at Stanford* | 6 p.m., 1 p.m., 1 p.m. |
| Apr. 4 | UC Santa Barbara | 6 p.m. |
| Apr. 5 | Pepperdine | 7 p.m. |
| Apr. 7-9 | California* | 6 p.m., 1 p.m., 1 p.m. |
| Apr. 11 | UC Riverside | 5 p.m. |
| Apr. 13-15 | at Arizona State* | 7 p.m., 7 p.m., 1 p.m. |
| Apr. 18 | at UC Irvine | 6 p.m. |
| Apr. 21-23 | Washington* | 6 p.m., 1 p.m., 1 p.m. |
| Apr. 25 | Loyola Marymount | 6 p.m. |
| Apr. 28-30 | at Washington State* | 6 p.m., 1 p.m., 12 p.m. |
| May 10 | at CS Fullerton | 6 p.m. |
| May 12-14 | at UCLA* | 7 p.m., 2 p.m., 1 p.m. |
| May 16 | at Pepperdine | 2:30 p.m. |
| May 19-21 | at Wichita State | 7 p.m., 2 p.m., 1 p.m. |
| May 23 | CS Fullerton | 6 p.m. |
| May 26-28 | Arizona* | 6 p.m., 1 p.m., 1 p.m. |

SUN DEVIL CAREER STATS VS. USC

| Player | AVG. | G | AB | R | H | RBI | 2B | 3B | HR | SB |
|------------|------|---|----|---|---|-----|----|----|----|----|
| Curtis | .320 | 6 | 25 | 7 | 8 | 4 | 2 | 0 | 1 | 1 |
| Dhaenens | .385 | 5 | 13 | 3 | 5 | 3 | 2 | 0 | 0 | 0 |
| Persichina | .286 | 5 | 7 | 1 | 2 | 0 | 0 | 0 | 0 | 0 |
| Sterra | .429 | 2 | 7 | 1 | 3 | 2 | 0 | 0 | 0 | 0 |
| Zinicola | .250 | 4 | 4 | 0 | 1 | 1 | 1 | 0 | 0 | 0 |

| Player | ERA | W-L | SV | G | IP | H | R | ER | BB | SO |
|-----------|-------|-----|----|---|------|---|---|----|----|----|
| Bordes | 12.00 | 2-1 | 0 | 5 | 3.0 | 6 | 4 | 4 | 6 | 1 |
| Bresnehan | 1.54 | 1-0 | 0 | 2 | 11.2 | 7 | 3 | 2 | 3 | 8 |
| Zinicola | 7.11 | 0-0 | 1 | 3 | 6.1 | 6 | 5 | 5 | 3 | 4 |

WASHINGTON

APRIL 7-9 (7 P.M., 6 P.M., 1 P.M.) AT PACKARD STADIUM AT BROCK BALLPARK

GENERAL INFORMATION:

Location: Seattle, Wash.
 Enrollment: 42,000
 President: Dr. Mark Emmert
 Athletics Director: Todd Turner
 Nickname: Huskies
 Colors: Purple and Gold

BASEBALL INFORMATION:

Home Field: Husky Ballpark (1,500)
 Head Coach: Ken Knutson (UW, 1981)
 Record at UW: 461-295-2 (13 years)
 Career Record: Same
 Assistant Coaches: Joe Ross, Gregg Swenson, Donny Harrel
 Baseball Office Phone: (206) 543-9365

2005 Record: 33-22
 2005 Pac-10 Record (Finish): 12-12 (t-6th)
 2005 Postseason: N/A
 Position Starters Returning/Lost: 5/5
 Pitchers Returning/Lost: 3/1
 Lettermen Returning/Lost: 18/11
 All-Time Series vs. ASU: ASU leads, 14-10

SPORTS INFORMATION:

Baseball SID: Jeff Bechtold
 SID Office Phone: (206) 543-2230
 Press Box Phone: (206) 685-1994
 SID Fax: (206) 543-5000
 SID E-Mail: bechtold@u.washington.edu
 Athletics Website: www.gohuskies.com



Ken Knutson

2006 SCHEDULE:

Feb. 10-12 at New Mexico State 1 p.m., 1 p.m., 1 p.m.
 Feb. 17-20 at CS Northridge 2 p.m., 1 p.m., 1 p.m., 2 p.m.
 Feb. 24-26 Gonzaga 6:30 p.m., 2 p.m., 1 p.m.
 Feb. 28-Mar. 4 at Rainbow Bash Tournament (Honolulu, Hawai'i)
 --UW, Arkansas, Hawai'i, Texas-Arlington
 Mar. 1 at Hawai'i Pacific 1 p.m.
 Mar. 7-8 San Diego 6:30 p.m., 2 p.m.
 Mar. 10-12 Santa Clara 6:30 p.m., 2 p.m., 1 p.m.
 Mar. 18-20 Cal Poly-SLO 3 p.m., 2 p.m., 12 p.m.
 Mar. 24-26 at California* 2 p.m., 1 p.m., 1 p.m.
 Mar. 28 at Portland 3 p.m.
 Mar. 31-Apr. 2 UCLA* 6:30 p.m., 2 p.m., 1 p.m.
 Apr. 4 Portland 6:30 p.m.
 Apr. 7-9 at Arizona State* 6 p.m., 5 p.m., 12 p.m.
 Apr. 13-15 BYU 6:30 p.m.
 Apr. 17 at Portland 3 p.m.
 Apr. 21-23 at USC* 6 p.m., 1 p.m., 1 p.m.
 Apr. 25 St. Martin's 6:30 p.m.
 Apr. 28-30 Arizona 6:30 p.m., 2 p.m., 1 p.m.
 May 2 Lewis-Clark State 6:30 p.m.
 May 5-7 at Oregon State* 5 p.m., 1 p.m., 1 p.m.
 May 8-9 Portland 6:30 p.m., 3 p.m.
 May 12-14 Stanford* 6:30 p.m., 2 p.m., 1 p.m.
 May 16 at Portland 3 p.m.
 May 19-21 at Pacific 2 p.m., 1 p.m., 1 p.m.
 May 26-28 Washington State* 6:30 p.m., 2 p.m., 1 p.m.



SUN DEVIL CAREER STATS VS. WASHINGTON

| Player | AVG. | G | AB | R | H | RBI | 2B | 3B | HR | SB |
|------------|------|---|----|---|---|-----|----|----|----|----|
| Curtis | .250 | 6 | 20 | 2 | 5 | 2 | 0 | 0 | 0 | 1 |
| Dhaenens | .176 | 5 | 17 | 3 | 3 | 2 | 1 | 0 | 0 | 0 |
| Persichina | .267 | 4 | 15 | 1 | 4 | 1 | 1 | 0 | 0 | 0 |
| Sierra | .250 | 3 | 8 | 3 | 2 | 0 | 0 | 0 | 0 | 1 |
| Zinicola | .286 | 6 | 21 | 2 | 6 | 2 | 0 | 0 | 1 | 0 |

| Player | ERA | W-L | SV | G | IP | H | R | ER | BB | SO |
|-----------|------|-----|----|---|------|----|---|----|----|----|
| Bordes | 3.55 | 2-0 | 0 | 5 | 12.2 | 5 | 5 | 5 | 13 | 12 |
| Bresnehan | 4.66 | 0-1 | 1 | 3 | 9.2 | 12 | 6 | 5 | 1 | 6 |
| Zinicola | 7.11 | 0-1 | 0 | 2 | 6.1 | 6 | 6 | 5 | 2 | 5 |

WASHINGTON STATE

MARCH 30-APRIL 1 (6 P.M., 6 P.M., 1 P.M.) IN PULLMAN, WASH.

GENERAL INFORMATION:

Location: Pullman, Wash.
 Enrollment: 22,000
 President: Dr. V. Lane Rawlins
 Athletic Director: Jim Sterk
 Nickname: Cougars
 Colors: Crimson and Gray

BASEBALL INFORMATION:

Home Field: Bailey-Brayton Field (3,500)
 Head Coach: Donnie Marbut (Port. State, '97)
 Record at WSU: 21-37 (1 year)
 Career Record: Same
 Asst. Coaches: Travis Jewett, Gregg Swenson, Matt Dorey
 Baseball Office Phone: (509) 335-0211

2005 Record: 21-37
 2005 Pac-10 Record (Finish): 1-23 (9th)
 2005 Postseason: N/A
 Position Starters Returning/Lost: 5/3
 Pitchers Returning/Lost: 2/1
 Lettermen Returning/Lost: 18/10
 All-Time Series vs. ASU: ASU leads, 31-6

SPORTS INFORMATION:

Baseball SID: Bill Stevens
 SID Office Phone: (509) 335-2684
 Press Box Phone: (509) 335-8291
 SID Fax: (509) 335-0267
 SID E-Mail: wsstevens@wsu.edu
 Athletics Website: www.wsucougars.com



Donnie Marbut

2006 SCHEDULE:

Feb. 10-12 at Buccaneer Baseball Classic (Charleston, SC)
 -WSU, E. Tenn. St., Kennesaw St., Missou, Charleston Southern-
 Feb. 16-18 at Hawai'i-Hilo 3 p.m. (DH), 12 p.m., 1 p.m.
 Feb. 23-26 at River City Classic (Sacramento, Calif.)
 --WSU, Portland, BYU, UC Davis, USF--
 Mar. 2-5 Banana Belt Tournament (Pullman, Wash.)
 Mar. 3-6 at Banana Belt Tournament (Lewiston, Idaho)
 --WSU, LCSC, Gonzaga, Chicago State--
 Mar. 7-9 Chicago State 6 p.m., 6 p.m., 6 p.m.
 Mar. 13-18 at Pepsi/Johnny Classic (Fresno, Calif.)
 --WSU, Binghamton, Lafayette, Fresno State--
 Mar. 24-26 at Stanford* 6 p.m., 1 p.m., 12 p.m.
 Mar. 30-Apr. 1 Arizona State* 6 p.m., 6 p.m., 1 p.m.
 Apr. 4 Gonzaga 6 p.m.
 Apr. 7-9 at UCLA* 6 p.m., 6 p.m., 1 p.m.
 Apr. 13-15 California* 6 p.m., 2 p.m., 1 p.m.
 Apr. 18 Gonzaga 6 p.m.
 Apr. 21-23 at Northern Colorado TBA
 Apr. 25 at Gonzaga 3 p.m.
 Apr. 28-30 USC* 6 p.m., 1 p.m., 12 p.m.
 May 6-8 Utah Valley State 6 p.m., 2 p.m., 12 p.m.
 May 13-15 at Arizona* 7 p.m., 6 p.m., 12 p.m.
 May 16 at Gonzaga 3 p.m.
 May 19-21 Oregon State* 6 p.m., 2 p.m., 12 p.m.
 May 22 Lewis-Clark State 6 p.m.
 May 26-28 at Washington* 6:30 p.m., 1 p.m., 1 p.m.



SUN DEVIL CAREER STATS VS. WASHINGTON STATE

| Player | AVG. | G | AB | R | H | RBI | 2B | 3B | HR | SB |
|------------|------|---|----|---|---|-----|----|----|----|----|
| Curtis | .300 | 5 | 20 | 6 | 6 | 5 | 1 | 0 | 0 | 2 |
| Dhaenens | .333 | 3 | 9 | 1 | 3 | 4 | 1 | 0 | 0 | 0 |
| Persichina | .500 | 5 | 12 | 2 | 6 | 3 | 1 | 0 | 0 | 1 |
| Sierra | .400 | 2 | 5 | 2 | 2 | 0 | 0 | 0 | 0 | 0 |
| Zinicola | .231 | 4 | 13 | 1 | 3 | 1 | 1 | 0 | 0 | 0 |

| Player | ERA | W-L | SV | G | IP | H | R | ER | BB | SO |
|-----------|-------|-----|----|---|-----|---|---|----|----|----|
| Bordes | 0.00 | 1-0 | 0 | 4 | 4.2 | 5 | 0 | 0 | 4 | 4 |
| Bresnehan | 12.46 | 0-0 | 0 | 3 | 4.1 | 5 | 7 | 6 | 4 | 4 |
| Zinicola | 0.00 | 1-0 | 0 | 2 | 3.0 | 1 | 0 | 0 | 0 | 3 |



NORTHERN ILLINOIS
Game DatesFeb. 3-5 in Tempe
LocationDekalb, Ill.
Enrollment25,260
PresidentJohn G. Peters
Director of AthleticsJim Phillips
NicknameHuskies
ColorsCardinal and Black
Home FieldRalph McKinzie Field
Head CoachEd Mathey
Record at NIU81-88-1 (3)
Career Record286-259-3 (12)
Assistant CoachesTim McDonough
Luke Sabers, Steve Joslyns
Baseball Office Phone815-753-2225
2005 Record16-36-1
2005 MAC Record (Finish)6-18 (6th)
2005 PostseasonN/A
Position Starters Returning/Lost2/5
Pitchers Returning/Lost13/1
Lettermen Returning/Lost16/11
All-Time Series vs. ASUFirst Meeting
Sports Information ContactTBA
Office Phone815-753-1706
Home PhoneTBA
Press Box Phone815-753-8094
E-MailTBA
Websitewww.niuhuskies.com
Fax Number815-753-9540



OKLAHOMA
Game DatesMar. 17-19 in Tempe
LocationNorman, Okla.
Enrollment31,400
PresidentDavid Boren
Director of AthleticsJoe Castiglione
NicknameSooners
ColorsCrimson and Cream
Home FieldL. Dale Mitchell Park (2,700)
Head CoachSunny Golloway
Record at Oklahoma12-6 (1)
Career Record347-162 (9)
Assistant CoachesFred Corral
Tim Tadlock, Andrew McGuire
Baseball Office Phone(405) 325-8354
2005 Record35-26
2005 Big XII Record (Finish)14-13 (5th)
2005 PostseasonNCAA Regionals
Position Starters Returning/Lost8/1
Pitchers Returning/Lost3/1
Lettermen Returning/Lost19/5
All-Time Series vs. ASUASU Leads, 48-19
Sports Information ContactCraig Moran
Office Phone(405) 325-8231
Home Phone(405) 249-8264
Press Box Phone(405) 325-8363
E-Mailcmoran@ou.edu
Websitewww.SoonerSports.com
Fax Number(405) 325-7623



PENN STATE
Game DatesMar. 24-26 in Tempe
LocationUniversity Park, Penn.
Enrollment41,455
PresidentDr. Graham Spanier
Director of AthleticsTimothy Curley
NicknameNittany Lions
ColorsBlue and White
Home FieldBeaver Field (1,000)
Head CoachRobbie Wine
Record at Penn State28-27 (1)
Career RecordSame
Assistant CoachesJason Bell
Eric Folmar, Zac Cazzelle
Baseball Office Phone814-863-0230
2005 Record28-27
2005 Big 10 Record (Finish)13-19 (9th)
2005 PostseasonN/A
Position Starters Returning/Lost6/3
Pitchers Returning/Lost5/3
Lettermen Returning/Lost24/11
All-Time Series vs. ASUASU leads, 4-0
Sports Information ContactMatt Beltz
Office Phone(814-865-1757
Press Box Phone814-865-2552
E-Mailmxb71@psu.edu
Websitewww.GoPSUSports.com
Fax Number814-863-3165



RICE
Game DatesMar. 11 in Corpus Christi, Texas
LocationHouston, Texas
Enrollment4,785
PresidentDavid. W Leebron
Athletic DirectorBobby May
NicknameOwls
ColorsBlue and Gray
Home FieldReckling Park (4,500)
Head CoachWayne Graham
Record at Rice627-257 (14)
Career Record1,202-370 (25)
Assistant CoachesMike Taylor
David Pierce, Patrick Hallmark
Baseball Office Phone713-348-8864
2005 Record45-19
2005 WAC Record (Finish)21-9 (1st)
2005 PostseasonNCAA Super Regional
Position Starters Returning/Lost11/6
Pitchers Returning/Lost11/4
Lettermen Returning/Lost20/8
All-Time Series vs. ASUASU leads, 7-2
Sports Information ContactJohn Sullivan
Office Phone713-348-5636
Home Phone713-521-9464
Press Box Phone713-348-4931
E-Mailjsully@rice.edu
Websitewww.RiceOwls.com
Fax Number719-348-6019



TCU
Game DatesMar. 12 in Corpus Christi, Texas
LocationFort Worth, Texas
Enrollment8,632
PresidentVictor Boschini
Athletic DirectorDr. Daniel B. Morrison
NicknameHorned Frogs
ColorsPurple and White
Home FieldLupton Stadium (3,500)
Head CoachJim Schlossnagle
Record at TCU80-46 (2)
Career Record157-93 (4)
Assistant CoachesTodd Whitting
Matt Siegel, Derek Matlock
Baseball Office Phone817-257-5155
2005 Record41-20
2005 Conference USA Record (Finish)20-10 (T-2nd)
2005 PostseasonNCAA Regional
Position Starters Returning/Lost7/2
Pitchers Returning/Lost8/7
Lettermen Returning/Lost14/9
All-Time Series vs. ASUASU leads, 3-0
Sports Information ContactBrandie Davidson
Office Phone817-257-7479
Home Phone817-283-8449
Press Box Phone817-257-7966
E-Mailb.i.davidson@tcu.edu
Websitewww.gofrogs.com
Fax Number817-257-5362



TEXAS
Game DatesMar. 14 in Austin, Texas
LocationAustin, Texas
Enrollment50,403
PresidentDr. Larry R. Faulkner
Director of AthleticsDeLoss Dodds
NicknameLonghorns
ColorsBurnt Orange & White
Home FieldDisch-Falk Field (6,649)
Head CoachAugie Garrido
Record at Texas391-193-1 (9)
Career Record1,542-717-8 (37)
Assistant CoachesTommy Harmon
Tom Holliday
Baseball Office Phone512-471-5732
2005 Record56-16
2005 Big XII Record16-10 (3rd)
2005 PostseasonNCAA Champions
Starters Returning/Lost4/5
Pitchers Returning/Lost6/3
Lettermen Returning/Lost14/11
All-Time Series vs. ASUTexas leads, 22-17
Sports Information ContactiMike Forucucci
Office Phone512-471-6039
Home Phone512-918-1044
Press Box Phone512-471-1146
E-Mailmike.forucucci@athletics.utexas.edu
Websitewww.TexasSports.com
Fax Number512-471-6040

continued

Media Information

The Arizona State Media Relations Office is located in the Carson Student-Athlete Center on the first floor (behind team store). Assistant media relations director Randy Policar is the main contact between local and national media and the ASU baseball office. All media questions should be directed to Policar via e-mail (randy.policar@asu.edu) or by phone at (480) 965-6594. Credential requests, statistical questions and all interviews will be handled by Policar.



CREDENTIAL REQUESTS

All requests for the working press, radio and television should be made as early as possible, with at least two days' notice prior to game day. Requests should be made in writing if possible, and can be picked up prior to the game at the Sports Information Office or held at the Will Call window at Packard Stadium for game-day pickup. Please contact Randy Policar (randy.policar@asu.edu) for all credential requests.

PARKING

Parking passes are available to members of the working media through the ASU Media Relations Office. Parking is available on a first-come, first-served basis. All media are encouraged to arrive as early as possible to avoid parking problems. Media parking will be allocated in front of Packard Stadium in a marked lot. Please contact Randy Policar for parking requests.

PHOTOGRAPHERS

Accredited photographers holding passes will be admitted to shoot in designated areas on the field and in the stands. Please be advised that any person taking photographs at an ASU event must have a photo or media credential. Still photographers are asked not to restrict views of fans if at all possible. A diagram of areas where photographers can work will be provided.

TELEVISION

Facilities are available for network broadcasts. Please contact the Media Relations Office for more information.

RADIO

Space is available in the Packard Stadium press box for the opposing team's radio broadcast. One (1) complimentary phone line will be provided in the visiting radio booth. For more questions or the installation of additional phone lines, please contact Mitch Otto in the Sun Devil Sports Network at (480) 727-8380. The visiting radio section will be labeled at Packard Stadium with two seats available for a play-by-play and color analyst.

PHONE LINES

The Packard Stadium press box is limited in terms of phone lines during the game, but all media and SIDs will have access to an outside phone line to file a story. A phone line will not be provided for the visiting SID for live stats or for use during games. The lines are local only, so if you need a long-distance line, please make arrangements in advance. A fax machine is also available in the press box vicinity to send box scores to local and national media outlets following the game. The main Packard Stadium press box phone number is (480) 727-7253.

INTERVIEWS

On game days, Arizona State head coach Pat Murphy and his players will be available for postgame interviews following a 10-minute cooling-off period. Murphy will meet with the media outside the ASU dugout (third-base side) immediately after talking with the team in the locker room. Requested players will be escorted to the dugout by ASU sports information personnel after Coach Murphy meets with the press. Please provide ASU SID Randy Policar with any names of players you wish to talk to in the seventh inning.

PRACTICE INTERVIEWS

Arizona State players are also available following practice on nongame days at Packard Stadium. Reporters who wish to interview players before practice should be at the field between 2 and 2:30 p.m. (practices will normally start around 2:30 p.m. at Packard Stadium). Please note that Mondays will usually be the off day for the team. Please contact the ASU Media Relations Office to arrange off-day player phone interviews as well as all interviews with head coach Pat Murphy.

WWW.THESUNDEVILS.COM

Media, fans and alumni can catch up with all of the latest Arizona State baseball information via the Internet at www.thesundevils.com. Information and statistics are updated in a timely manner, and schedules, rosters, player bios and Sun Devil history are also available.

LIVE STATS

All home games and a majority of ASU's road games can be viewed over the Internet at www.TheSunDevils.com with a live statistical feed.

Media Outlets

NATIONAL MEDIA

Baseball America

P.O. Box 2089, Durham, NC 27702
1 (800) 334-8671 Fax: (919) 682-2880
Will Kimmey (willkimmey@baseballamerica.com)
www.baseballamerica.com

Baseball Weekly (sports weekly)

P.O. Box 19-1439, Miami Beach, FL 33139
(305) 674-0319 Fax: (786) 513-2612
Dana Heiss Grodin (bbwcollege@aol.com)
www.baseballweekly.com

Collegiate Baseball

P.O. Box 50566, Tucson, AZ 85703
(520) 623-4530 Fax: (520) 624-5501
Lou Pavlovich Jr. (lou@baseballnews.com)
www.baseballnews.com

National Collegiate Baseball Writers Association

35 E. Wacker Dr., Suite 650, Chicago, IL 60601
(312) 553-0483 Fax: (312) 553-0495
Bo Carter (bo@big12sports.com), Russell Anderson
www.ncbwa.com

NEWSPAPERS

Arizona Republic

200 E. Van Buren St., Box 2245, Phoenix, AZ 85004
(602) 444-8222, 8641 or 8251
Fax: (602) 444-8686
www.arizonarepublic.com
E-Mail: jeff.metcalfe@arizonarepublic.com
Mark Faller (editor), Jeff Metcalfe (ASU beat), Jay Dieffenbach, Paul Coro, Paola Boivin (columnist), Dan Bickley (columnist), Don Ketchum

East Valley Tribune

210 W. First Ave., Mesa, AZ 85210
(480) 898-6255 Fax: (480) 898-6362
www.eastvalleytribune.com
E-Mail: sports@aztrib.com, dzeiger@aztrib.com
Slim Smith (editor), Dan Zeiger (ASU beat), Scott Bordow (columnist), Craig Morgan (cmorgan@aztrib.com)

ASU State Press

15 Matthews Center, Tempe, AZ 85287-1502
(480) 965-2292 or 6837 Fax: (480) 965-8484
www.statepress.com
E-Mail: state.press@asu.edu

Arizona Informant

1746 E. Madison, Suite 2, Phoenix, AZ 85034
(602) 257-9300
Vince R. Crawford

USA Today (Phoenix bureau)

Greg Boeck (gboeck@usatoday.com)
(480) 659-6958

WIRE SERVICE

Associated Press

505 N. 2nd St., Suite 120, Phoenix, AZ 85004
(602) 258-8934 Fax: (602) 254-9573
E-Mail: phee@ap.org
Mel Reisner, Bob Baum

TELEVISION

KTVK-TV (Ind., Channel 3)

5555 N. 7th Ave., Phoenix, AZ 85013
(602) 207-3476 Fax: (602) 207-3415
David Roberts (producer), Brad Cesmat, Ross Shimabuku, Chuck Fisher

KPHO-TV (CBS, Channel 5)

4016 N. Black Canyon Hwy., Phoenix, AZ 85017
(602) 650-0775 Fax: (602) 650-0761
Gary Cruz, Chris Corraggio, Jody Isaac, Rick Beaugrand

KPNX-TV (NBC, Channel 12)

1101 N. Central, Phoenix, AZ 85001
(602) 257-6661 Fax: (602) 257-6619
Barry Orr (executive producer), Bruce Cooper, Joe Pequeno

KSAZ-TV (Fox, Channel 10)

511 W. Adams St., Phoenix, AZ 85003
(602) 262-5124 Fax: (602) 262-0435
Chris Katsaras (director), Jude LaCava, Gayle Jansen, Richard Saenz

KNXV-TV (ABC, Channel 15)

515 N. 44th St., Phoenix, AZ 85008
(602) 685-6335
Craig Fouhy (sports director), Barry Buetel, Steve Wilcox

Fox Sports Net Arizona

One Renaissance Square, 2 North Central, Suite 1700, Phoenix, AZ 85004
(602) 257-9500 Fax: (602) 257-0848
Steve Wygle, Jody Jackson, Josh Kelman, Kevin McCabe

KAZ-TV (AZ TV)

4343 E. Camelback, Phoenix, AZ 85018
(602) 224-0027
Brian Cisek (production), Kathlene Riter (programming), Rich Howe (station manager), Doug Gerlach (talent), George Allen (talent)

Devils on the Deuce (ASU, Channel 2)

P.O. Box 871502, Tempe, AZ 85287-1502
(480) 965-5376

RADIO

The Sun Devil Sports Network

Wells Fargo Arena
P.O. Box 872505
(480) 727-7370
Lee Rosenthal (sales manager), Kimberly Wilkins, Mitch Otto, Tim Healey (voice of the Sun Devils), Becky Coulas, Steve Mullins, Kyle Hudson
XTRA 910 AM

645 E. Missouri, Suite 244, Phoenix, AZ 85012
(602) 798-9322 or 650-5220 Fax: (602) 650-5275
Laurie Cantillo (director), John Gambadoro, Mark Asher, Michael Kossett

KTAR 620 AM/ESPN 860 AM

5300 N. Central, Phoenix, AZ 85012
(602) 274-6200 or 263-5556 Fax: (602) 241-6810
Kevin Ray (sports director), Dave Burns, Eric Sorenson, Tisa Vrable, Craig Grialou

KDUS 1060 AM (The Deuce)

1900 W. Carmen, Tempe, AZ 85283
(480) 838-0400 Fax: (480) 838-0252
Angel Velasquez (producer), Bob Kemp,

The Blaze 1260 AM (student)

Stauffer Hall, Office JRM-TCM, Tempe, AZ 85287
(480) 965-4163

KQNA-CNN

Prescott Valley Broadcasting Co., Inc.
Box 26523, Prescott Valley, AZ 86312
1-800-264-5449
Dr. Ron Corak (623-572-9196)
Stanford Cohen, Mike Austin

THE SUN DEVIL SPORTS NETWORK:

In the spring of 1999, ASU athletics agreed to a partnership with a new multimedia right-holder, the Sun Devil Sports Marketing. This group, is part of Viacom Sports Marketing. KDUS 1060 AM will carry approximately 35 games over the air and Internet. Tim Healey enters his sixth year of play-by-play for the Sun Devil baseball program, with longtime ASU beat writer and ASU historian Bob Eger providing color commentary. Legendary Arizona Diamondbacks Broadcaster Jeff Munn will also fill in when Healey is on the road with the ASU Men's Basketball team. All games that will be broadcast over the air can also be heard live over the Internet at www.TheSunDevils.com.



Tim Healey



Bob Eger

